

Vision

Make the Best Lithium Battery in the World, and Become a Technology Leader

Mission

Providing the Highest Quality Lithium Battery to Society

Core Values

Pursue Excellence
Quality First
Create Value
Dependability
Teamwork
Respect Individual



Contents

01

Company Introduction

About EVE	01
Manufacturing Capability	02

03

Primary Lithium Battery

Li-SOCl ₂ Batteries	05
Li-MnO ₂ Batteries	07
Li-FeS ₂ Batteries	09
High Temperature Batteries	11
Implantation Type Batteries	12

13

Rechargeable Lithium-ion Battery

Lithium-ion Batteries	15
Energy Storage System	17

19

Super Pulse Capacitor

SPC	19
SPC1520 / SPC1550	20

Advanced Battery
Leading Technology Start the Intelligent Life

Advanced Lithium Battery



Provide the Highest Quality Lithium Battery to Society

EVE Energy Co., Ltd was founded in 2001 and specializes in high-energy lithium batteries. EVE is the largest provider of Primary lithium cells within China. In October 2009, EVE became the first company listed on GEM in Shenzhen (Stock code: 300014.SZ).

EVE insists on independent development and technological innovation. Today EVE holds 79 national patents, two of which were granted the "China Patent Award of Excellence" by the State Intellectual Property Office, and possessed the advantages of technology and production scale in the field Lithium batteries.

EVE has worked hard to earn the trust of all our customers. Customers who demand high quality products, competitive pricing and above all open lines of communication which allow on time delivery dates. Many of our innovative products require a fast turnaround timeframe. EVE must have the flexibility to offer this service without sacrificing quality. The customer's requirements always come first. Our job is to listen to those requirements and then formulate a production plan. EVE has become the one of the major global suppliers with advanced technology level in "Green" high-energy lithium batteries. Presently our products are widely used in the following application fields, Global intelligent meters, Automotive, Safety and Security, Data communications, Intelligent transportation, Consumer electronics, E-cigarette, Model Airplane, Power tools, E-bike and Energy storage etc.

Make the Best Lithium Battery in the World, and Become a Technology Leader.

Manufacturing Capability

Safety and reliability is the primary consideration of lithium battery, and EVE sets up our quality standard of lithium battery According to the following standards:



Automation Equipment and Scale Production

With advanced automatic equipments and high-tech analytical instruments, EVE has formed the comprehensive and high-volume manufacturing capabilities for design, cell production and battery assembly.



Major Awards

- EVE was identified as the one of the first 29 Innovative Enterprises in Guangdong province by Guangdong Science and Technology Department in 2008
- EVE was identified as "National torch plan key high-tech enterprise" by Ministry of Science and Technology in 2009
- EVE was identified as The Demonstration Enterprises of "Top innovative enterprises developing project" by Guangdong Ministry of Science and Technology Department in 2010
- EVE was approved to build "Post-Doctoral Scientific Research Center" by National Human Resources Department in 2010
- EVE was identified as the one of the first 50 "Strategic Emerging Industry Backbone Enterprises" by Guangdong Economic and Information Commission in 2010
- EVE was identified as the provincial "Key Laboratory for Enterprises" by Guangdong Science and Technology Department in 2011
- EVE was approved to build "Lithium Battery Engineering Center with national engineering power" by Guangdong Science and Technology Department in 2012



03

Lithium Primary Battery

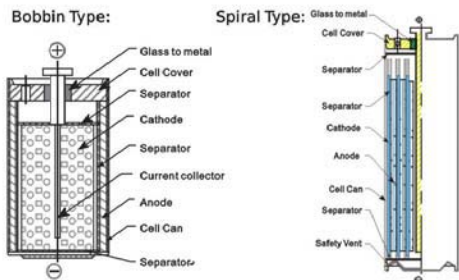
Li-SOCl ₂ Batteries	05
Li-MnO ₂ Batteries	07
Li-FeS ₂ Batteries	09
High Temperature Batteries	11
Implantation Type Batteries	12



Li-SOCl₂ Batteries



Lithium thionyl chloride cells have a metallic Lithium anode (the lightest of all the metals) and a liquid cathode comprising a porous carbon current collector filled with thionyl chloride (SOCl₂). They deliver a voltage of 3.6 V and are cylindrical in shape, in 1/2AA to D format, with spiral electrodes for power applications and bobbin construction for prolonged discharge. Lithium thionyl chloride batteries are the primary battery currently with the highest voltage and energy, longest storage, and the least self-discharge rate. Those batteries are ideal for such long-term applications as power for electric devices and electric power, water, heat and gas meters, and especially as a backup power source for memory ICS.



Applications

- AMR utility metering (Electricity meter, Gas meter, Water meter and Heat meter)
- Automated meter reading
- Alarms and security wireless devices
- Mobile asset tracking
- GPS
- Emergency location transmitters beacons (ELTs, EPIRBs)
- Professional electronics
- Military radiocommunication
- Sonobuoys
- Oil exploration
- Automotive telematics
- Telemetry



Key Feature

High Cell Voltage
The battery has an open-circuit voltage of 3.67V and an operating voltage of 3.60V, which are considerably higher than in any other commercially available primary batteries.

Wide Operating Temperature Range
The battery is capable of operation in a wide temperature range normally from -60°C to +85°C. One special series has an extended temperature range up to 150°C.

High Energy Density
The electrochemical system exhibits the highest energy density of any available primary battery, up to 650Wh/kg and 1280Wh/L.

Long Operating Life and Superior Shelf Life
The self-discharge of Li/SOCl₂ battery is extremely low (less than 1% per year at 20°C), which can support long storage periods and achieve a service life of 10 to 20 years.


Excellent Safety
The complete line of products is recognized and regularly supervised by Underwriters Laboratories, and meet UN transportation test requirements.

Hermetically Sealed Case
The hermetically sealed case is essential for the long shelf life and inherent safety of the devices in which the batteries are used. The cover is welded to the can. A glass-to-metal seal is used to insulate the positive terminal. A safety vent is used on the negative terminals for spiral type.

Model	Reference Model	Nominal Voltage(V)	Nominal Capacity(mAh)	Maximum Continuous Current(mA)	Maximum Pulse Current(mA)	Operating Temperature(°C)	Maximum Dimensions (mm)	Weight (g)
CYLINDRICAL CELLS(BOBBIN TYPE)								
ER13170		3.6	550	10	20	-60°C~+85°C	13.5 X 17.8	6
ER14250	1/2AA	3.6	1200	15	50	-60°C~+85°C	14.5 X 25.4	10
ER14335	2/3AA	3.6	1650	35	75	-60°C~+85°C	14.5 X 33.5	12
ER14505	AA	3.6	2700	50	150	-60°C~+85°C	14.5 X 50.5	19
ER17335	2/3A	3.6	2100	60	100	-60°C~+85°C	17.5 X 33.5	17
ER17505	A	3.6	3600	130	180	-60°C~+85°C	17.5 X 50.5	26
ER18505	A	3.6	4000	130	180	-60°C~+85°C	18.7 X 50.5	28
ER26500	C	3.6	8500	150	300	-60°C~+85°C	26.2 X 50.0	52
ER34615	D	3.6	19000	230	400	-60°C~+85°C	33.1 X 61.5	100
ER341245	DD	3.6	35000	420	500	-60°C~+85°C	33.1 X 124.5	195
CYLINDRICAL CELLS(BOBBIN PULSE TYPE)								
ER14250V	1/2AA	3.6	1200	40	100	-60°C~+85°C	14.5 X 25.4	10
ER14505V	AA	3.6	2600	100	200	-60°C~+85°C	14.5 X 50.5	19
CYLINDRICAL CELLS(BOBBIN TYPE, SAFE-PLUS SERIES)								
ER14250H	1/2AA	3.6	1200	35	50	-60°C~+85°C	14.5 X 25.4	10
CYLINDRICAL CELLS(SPIRAL TYPE, SAFE-PLUS SERIES)								
ER14250M	1/2AA	3.6	750	100	250	-60°C~+85°C	14.5 X 25.4	10
ER14335M	2/3AA	3.6	1300	200	500	-60°C~+85°C	14.5 X 33.5	15
ER14505M	AA	3.6	2000	400	1000	-60°C~+85°C	14.5 X 50.7	21
ER17505M	A	3.6	2800	1000	2000	-60°C~+85°C	17.5 X 50.5	29
ER18505M	A	3.6	3500	1000	2000	-60°C~+85°C	18.7 X 50.5	33
ER26500M	C	3.6	6000	1000	2000	-60°C~+85°C	26.2 X 50.0	55
ER34615M	D	3.6	13000	2000	4000	-60°C~+85°C	33.1 X 61.5	110
WAFER CELLS								
ER22G68	BEL	3.6	400	5	20	-60°C~+85°C	22.6 X 8.0	6
ER32L65	1/10D	3.6	1000	10	50	-60°C~+85°C	32.9 X 7.1	19
ER32L100	1/6D	3.6	1700	10	50	-60°C~+85°C	32.9 X 10.5	24
HIGH-TEMPERATURE SERIES								
ER14250MR-150	1/2AA	3.6	800	50	100	-40°C~+150°C	14.7 X 25.4	10
ER21102MR-150	Slim CC	3.6	10000	200	400	-40°C~+150°C	21.0 X 103.0	78
ER26102S-150	CC	3.6	16000	340	700	-40°C~+150°C	25.4 X 103.0	103
ER321250MR-150	DD	3.6	28000	425	850	-40°C~+150°C	32.5 X 127.5	189
ER331270HR-150	DD	3.6	28000	500	1000	-40°C~+150°C	32.8 X 127.5	189
PRISMATIC CELLS								
EF651615	LTC-3FN	3.6	400	5	20	-60°C~+85°C	16.8 X 15.8 X 6.8	5
EF651620	LTC-5FN	3.6	550	10	20	-60°C~+85°C	16.8 X 20.1 X 6.8	6
EF651625	LTC-7FN	3.6	800	7	10	-60°C~+85°C	16.8 X 25.8 X 6.8	8
EF702338	LTC-16M	3.6	1600	20	50	-60°C~+85°C	23.3 X 38.3 X 7.2	19
PROFESSIONAL TPMS CELLS(COIN TYPE)								
ER14100		3.6	280	5	15	-60°C~+125°C	14.5 X 11.0	4.5
ER1860		3.6	280	5	15	-60°C~+125°C	18.2 X 6.5	5.5
ER2450T		3.6	500	5	20	-60°C~+125°C	24.5 X 6.2	9
PROFESSIONAL TPMS CELLS(PRISMATIC TYPE)								
EF651615T	LTC-3FN	3.6	400	10	20	-60°C~+125°C	16.8 X 15.8 X 6.8	5
EF651625T	LTC-7FN	3.6	750	10	30	-60°C~+125°C	16.8 X 25.8 X 6.8	8

※ Latest version can be downloaded from EVE website at www.evebattery.com

Li-MnO₂ Batteries



Lithium manganese dioxide cells have a metallic Lithium anode (the lightest of all the metals) and a solid manganese dioxide cathode, immersed in a non-corrosive, non-toxic organic electrolyte. They deliver a voltage of 3V and are cylindrical, coin and soft pack in shape, in 1/2 AA to D format, with spiral electrodes. EVE's original sealing technology and highly heat-resistant material extends operating temperature range remarkably, making the batteries supremely suitable for automobile applications ----- for powering TPMS (Tire Pressure Monitoring System) sensors.

Key Feature

High Cell Voltage

The battery has an operating voltage of above 3.00V, which are considerably higher than in any other commercially available primary batteries.

Flexible Configurations

The battery is available in a wide range of solder contact configurations, wire connector or in combination with battery holder.

Excellent Storage Characteristics

The self-discharge of Li/MnO₂ battery is extremely low (less than 1% per year at 20°C), which can support up to 10 years storage with minimum deterioration.

Superior Safety

The complete line of products is recognized and regularly supervised by Underwriters Laboratories, and meet UN transportation test requirements. No need for expensive safety electronics.

Environmental Friendly

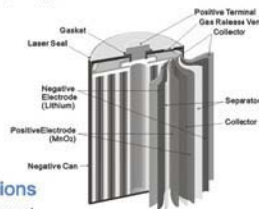
Li/MnO₂ batteries contain no polluting metals, such as cadmium, lead, mercury, etc., or the contents of the polluting metals are within the international standards.

Wide Operating Temperature Range

The battery is capable of operation in a wide temperature range normally from -40°C to +85°C for cylindrical type and -20°C to +70°C for button type. Particularly EVE also offers high temperature button cells for TPMS application with -40°C to +125°C.



Coin Type:



Cylindrical Spiral Type:

Applications

- Motherboard
- Remote
- Hazardous gas sensor
- Electronic access control systems
- Fire alarm electronic product
- High-end electronic toys
- Digital cameras
- Utility meter
- Medical equipment
- Logistics identification and tracking systems
- ETC
- Electronic tags
- Test meters



Model	Reference Model	Nominal Voltage(V)	Nominal Capacity(mAh)	Maximum Continuous Current(mA)	Maximum Pulse Current(mA)	Operating Temperature(°C)	Maximum Dimensions (mm)	Weight (g)
备注: *CR123A为半密封结构								
CYLINDRICAL CELLS(BOBBIN TYPE)								
CR14250		3.0	650	500	1500	-40°C~+85°C	14.5 X 25.0	11
CR14335		3.0	800	1000	2000	-40°C~+85°C	14.5 X 33.5	14
CR14505		3.0	1600	1500	3000	-40°C~+85°C	14.5 X 50.5	21
CR2		3.0	850	1000	2000	-40°C~+85°C	15.6 X 27.0	13
CR15270		3.0	850	1000	2000	-40°C~+85°C	15.6 X 27.0	13
CR17250		3.0	750	1000	2000	-40°C~+85°C	17.0 X 25.0	14
CR17335		3.0	1500	700	2500	-40°C~+85°C	17.0 X 33.8	16.5
CR123A*		3.0	1500	1500	3000	-40°C~+60°C	17.0 X 34.5	17
CR17450		3.0	2400	1500	3000	-40°C~+85°C	17.0 X 45.0	23
CR17505		3.0	2400	1500	3000	-40°C~+85°C	17.0 X 50.5	30
CR18505		3.0	2800	2000	3000	-40°C~+85°C	18.5 X 50.5	35
CR26500		3.0	5000	2000	3000	-40°C~+85°C	26.0 X 50.5	62
CR34615		3.0	10000	2000	3000	-40°C~+85°C	34.0 X 61.5	125
2CR5		6.0	1500	1500	3000	-40°C~+85°C	34.0 X 17.0 X 45.0	42
CR-P2		6.0	1500	1500	3000	-40°C~+85°C	35.0 X 19.5 X 36.0	42
CR14250SE		3.0	950	7	70	-40°C~+85°C	14.5 X 25.0	11.5
CR17335SE		3.0	2000	10	100	-40°C~+85°C	17.0 X 7.5 X 33.55	18
BUTTON CELLS								
CR1025		3.0	30	2	5	-20°C~+70°C	10.0 X 2.5	0.6
CR1216		3.0	28	2	5	-20°C~+70°C	12.5 X 1.6	0.7
CR1220		3.0	35	2	5	-20°C~+70°C	12.5 X 2.0	0.9
CR1225		3.0	50	2	5	-20°C~+70°C	12.5 X 2.5	1.0
CR1616		3.0	50	3	8	-20°C~+70°C	16.0 X 1.6	1.2
CR1620		3.0	70	3	8	-20°C~+70°C	16.0 X 2.0	1.3
CR1625		3.0	95	3	8	-20°C~+70°C	16.0 X 2.5	1.4
CR1632		3.0	120	3	8	-20°C~+70°C	16.0 X 3.2	1.6
CR2016		3.0	80	3	15	-20°C~+70°C	20.0 X 1.6	1.8
CR2025		3.0	160	3	15	-20°C~+70°C	20.0 X 2.5	2.5
CR2032		3.0	225	3	15	-20°C~+70°C	20.0 X 3.2	3.1
CR2320		3.0	150	6	25	-20°C~+70°C	23.0 X 2.0	2.9
CR2330		3.0	225	6	25	-20°C~+70°C	23.0 X 3.0	4.0
CR2354		3.0	500	6	25	-20°C~+70°C	23.0 X 5.4	6.0
CR2430		3.0	280	6	25	-20°C~+70°C	24.5 X 3.0	4.5
CR2450		3.0	600	6	25	-20°C~+70°C	24.5 X 5.0	6.5
CR2477		3.0	1000	6	25	-20°C~+70°C	24.5 X 7.7	8.0
CR3032		3.0	500	6	25	-20°C~+70°C	30.0 X 3.2	7.5
BUTTON CELLS FOR LED								
CR2032SL		3.0	300000(CYCLE)	15mA 1.8S ONE CYCLE	15	-20°C~+70°C	20.0 X 3.2	3.1
9 VOLT CELLS								
CR9V-P		9.0	1200	120	400	-40°C~+85°C	26.2 X 17.2 X 49.2	50.5
SOFT PACK CELLS								
CF502445		3.0	1100	120	400	-40°C~+60°C	5.2 X 25.0 X 45.0	9
CF284646		3.0	800			-40°C~+60°C	2.9 X 46.0 X 46.0	9
CF652230		3.0	800	300	500	-40°C~+60°C	6.7 X 23.0 X 31.0	6.5

*Latest version can be downloaded from EVE website at www.evebattery.com

Li-FeS₂ Batteries



Cylindrical lithium iron disulfide batteries have Lithium for the anode, iron disulfide for the cathode, and a lithium salt in an organic solvent blend as the electrolyte. They deliver a voltage of 1.5 V and are designed for superior performance. They are compatible in any application using 1.5 volt battery types AA and AAA. Some of the advantages of those batteries are: work at low temperature extremes where other types will not, excellent performance even after 15 year storage at ambient conditions and longer service than other primary battery types.



AA FR6



AAA FR03

Applications

- Digital cameras
- Wireless mouse or keyboard
- GPS
- Calculators
- Digital Video
- Electronic clocks
- Medical equipment
- Electronic dictionaries
- Measuring instrument
- Sensors
- Radio transceiver
- Other electronic equipments



Key Feature

Direct drop-in compatibility in applications using 1.5 volt "AA" and "AAA" battery sizes.

Far greater power than other battery types.

Provides longer service than other battery types in moderate to heavy drain applications.

Greater service advantage over other battery types at low temperature extremes operating at -40°C.

Higher operating voltage and flatter discharge curve than other 1.5V battery types.

Superior leakage resistance compared to other 1.5V battery types.

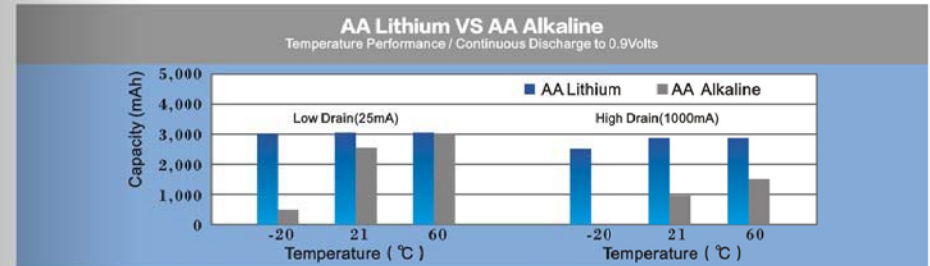
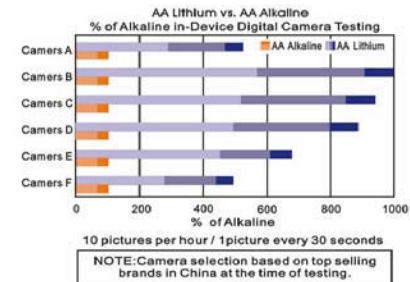
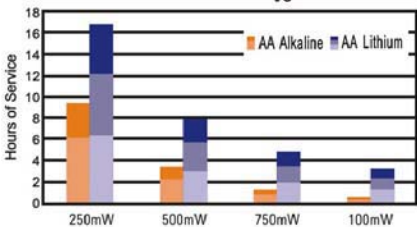
Outstanding service maintenance when stored at ambient conditions.

Considerably lighter than other 1.5V battery types.

Good service maintenance after high temperature storage up to +60°C.

No added mercury, cadmium, or lead.

AA Lithium VS. AA Alkaline
Continuous Constant Power Testing@20°C 0.9V Cut off



Comparison of capacity between Li-FeS₂ battery and alkaline battery at different temperature and discharge current

Characteristics

Characteristics	Lithium	Alkaline	Ni / MH
Temperature	Superior	Good	Superior
Weight	33%<Alkaline	33%>Lithium	33%<Alkaline
Shelf Life	10 to 15 Years	5 to 7 Years	3 to 5 Years
Leakage Resistance	Superior	Good	Good
Discharge Curve	Flat	Sloping	Flat
High Rate Capability	Superior	Fair	Superior

AA Specifications

Items	Specifications	Remarks
Nominal Voltage(V)	1.5	
Max Continuous Current(mA)	2000	
Max Pulse Current(mA)	3000mA	2 sec on; 8 sec off
Operating Voltage(V)	1.5	Discharged at 200mA
Nominal Capacity(mAh)	3000	Discharged at 1000mA to 0.8 Volt at 20±2°C
Operating Temp(°C)	-40~60	
Typical Weight(g)	15.6	
Typical Li Content(g)	0.98	
Storage Temp(°C)	10~30	Battery self-discharge rate increases with the rise of environmental temperature and humidity, so recommended temperature at 5°C~30°C and humidity less than 70%RH
Shelf Life	15 Years	

AAA Specifications

Items	Specifications	Remarks
Nominal Voltage(V)	1.5	
Max Continuous Current(mA)	1000	
Max Pulse Current(mA)	2000	2 sec on; 8 sec off
Operating Voltage(V)	1.5	Discharged at 100mA
Nominal Capacity(mAh)	1250	Discharged at 350mA to 0.8 Volt at 20±2°C
Operating Temp(°C)	-40~60	
Typical Weight(g)	7.0	
Typical Li Content(g)	0.5	
Storage Temp(°C)	10~30	Battery self-discharge rate increases with the rise of environmental temperature and humidity, so recommended temperature at 5°C~30°C and humidity less than 70%RH
Shelf Life	15 Years	

* Latest version can be downloaded from EVE website at www.evebattery.com

High Temperature Batteries



Electrical Characteristics

(typical values for cells stored for one year or less, at +30°C)

Nominal capacity	28Ah
varies according to current drain, temperature and cut off voltage.	
Nominal capacity	3.6V
Maximum recommended continuous current	500mA
(To get 50% of the nominal capacity at +20°C with 2.0V cut off. Higher currents possible, consult EVE.)	
Storage (Recommended)	+30°C
(for more severe condition consult EVE)	
Operating temperature range	-40°C~+150°C
(Operation at temperature different from ambient may lead to reduced capacity and lower voltage plateau readings)	
Cell Diameter (nominal)	32.8mm
Cell Length (nominal)	127.5mm
Cell Weight	189g
Lithium Weight	7.3g

Model	Reference Model	Nominal Voltage(V)	Nominal Capacity(Ah)	Maximum Continuous Current(mA)	Operating Temperature(°C)	Maximum Dimensions (mm)	Weight (g)
CYLINDRICAL CELLS							
ER14250MR-150	1/2AA	3.6	0.8	50	-40°C~+150°C	14.5 X 25.4	10
ER26102S-150	CC	3.6	16	340	-40°C~+150°C	25.4 X 103.0	103
ER331270HR-150	DD	3.6	28	500	-40°C~+150°C	32.8 X 127.5	189
ER321250MR-150	DD	3.6	28	450	-40°C~+150°C	32.5 X 127.5	189
ER21102MR-150	Slim CC	3.6	10	200	-40°C~+150°C	21.0 X 103.0	78



Key Feature

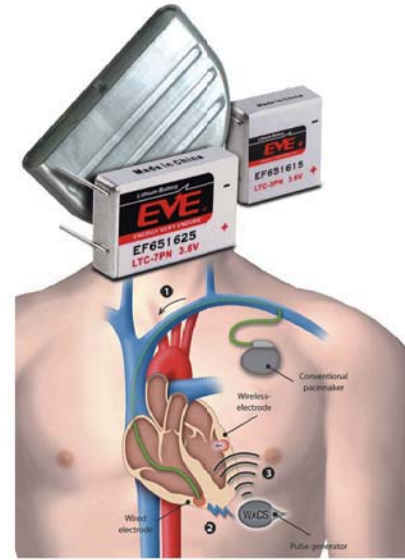
- Stainless steel container
- Primary cell (non-rechargeable)
- High voltage response, stable during most of the lifetime of the application
- Hermetic glass-to-metal sealing
- Built to withstand extreme shock and vibration
- Wide operating temperature range as low as -40°C and up to +150°C
- Low self discharge rate (1% per year at 20°C)
- Restricted for transportation (Class 9)
- Custom terminations available

Main Applications

- Downhole oil & gas
 - Measurement While Drilling (MWD)
 - Logging While Drilling (LWD)
- Military devices

INTERNATIONAL SIZE REFERENCE: CC

Implantation Type Lithium Thionyl Chloride Batteries



Capabilities

- Very high energy density
- Low rate discharge for primary batteries with a good shelf life

Main Applications

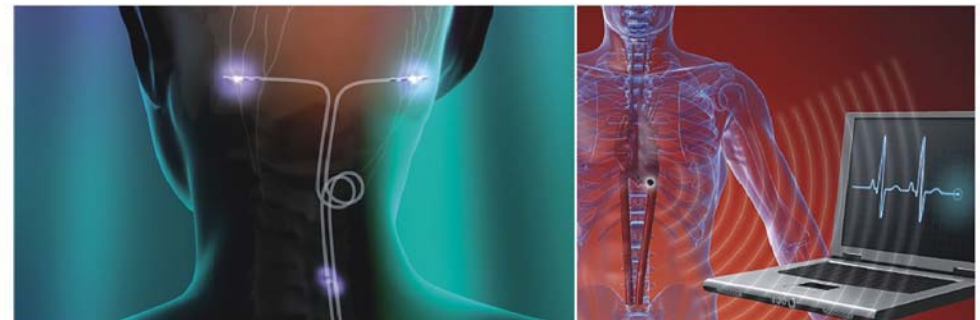
- Implantable electrical nerve stimulation device
- Implantable cardiac pacemakers
- Implantable nerve monitoring system

Nominal Capacity (350mAh to 8Ah)

Chemistry	SOCl ₂
Case Material	Titanium or Stainless
Shape	Parismatic or D-Shaped
Internal Configuration	Bobbin or Elliptical Wound
Volume (CC)	1.66 to 24
Weight	5.0g to 55g

Cell Operating Parameters

Open Circuit Voltage	3.6
Nominal Running Voltage	3.5 (C/350)
Min. discharge voltage	3.0
Self Discharge Rate: measured at 20°C	<2% per year
Energy Density (Wh/l)	800 to 1,000



Key Feature

- High energy density, and the ability of pulses;
- Self-discharge rate, long service life;
- Stable discharge voltage, 37°C under the current output is stable;
- Fully sealed, not overnight, no radiation, good safety performance;

Typical Applications

- Neurostimulation
- Drug Pumps and Body Fluid Pumps
- Monitors

13

Rechargeable Lithium-ion Battery

Lithium-ion Batteries	15
Energy Storage System	17



Lithium-ion Batteries



Lithium-ion battery as one kind of rechargeable energy is getting more and more attentions according to the worldwide energy saving. Based on the development concept of "Supply Safe and Reliable" EVE offers a variety of high performance lithium-ion batteries with advanced automation equipments including polymer lithium-ion cell, prismatic Lithium-ion cell, Cylindrical Lithium-ion cell, lithium-ion energy storage and power battery.

Key Feature

High Energy Density

The energy density of EVE lithium-ion batteries varies from chemistry to chemistry. The specific energy density can range from 100 Wh/Kg to 125 Wh/Kg, and volumetric energy density from 250 Wh/L to 300 Wh/L.

High Voltage

The operating voltage of single Lithium-ion cell is 3.7V, equivalent to 3 series nickel-cadmium battery or nickel metal hydrogen battery.

Long Cycle Life

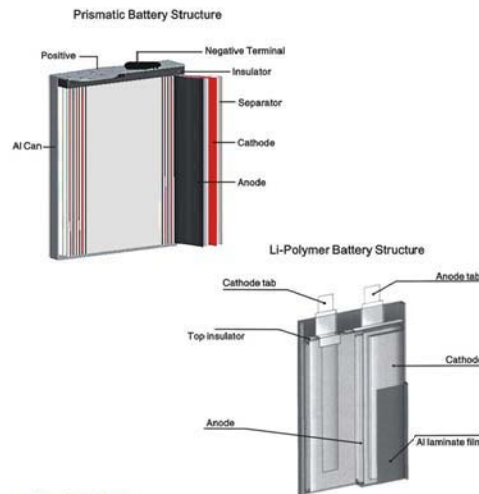
The cycle life of lithium-ion battery is over 500 in normal discharge condition.

Lower Self-discharge

The self-discharge rate is 2% per month, and only half of nickel-cadmium battery or nickel metal hydrogen battery.

Environmental Friendly

Lithium-ion batteries contain no polluting metals, such as cadmium, lead, mercury, etc., or the contents of the polluting metals are within the international standards.



Applications

Prismatic and cylindrical lithium-ion batteries are widely used in the area of mobile phone, laptop, backup power source, UPS, power tools, E-bike and digital products, etc.

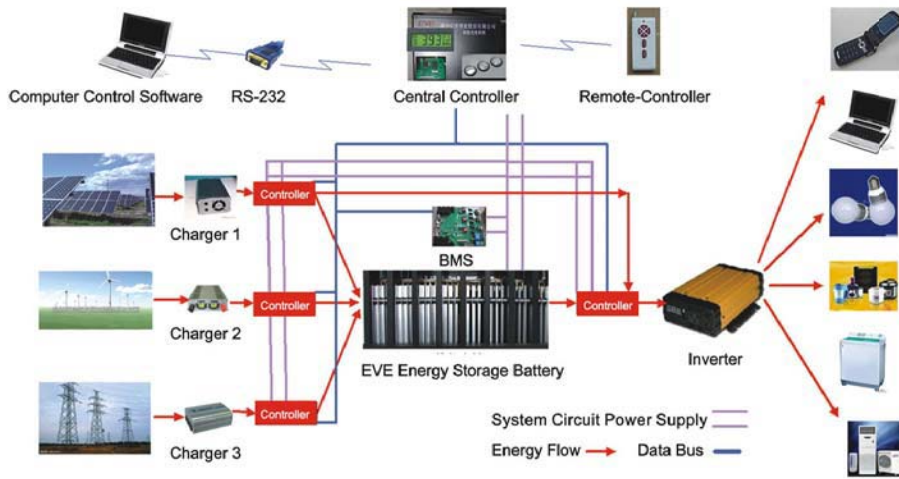
Polymer lithium-ion batteries could be used in even more applications because of their changeable shape, such as MP3/MP4, Bluetooth, Portable DVD, E-Cigarette, E-book, Toys, GPS, etc.



Model	Nominal Capacity (mAh)	Min Capacity (mAh)	Maximum Dimensions (mm)	Max Impedance (mohm)	Nominal Voltage (V)	Weight (g)	Chemistry	Applications
Energy Storage & Power Battery								
26650	3000	2950	26.0 X 65.0	15	3.2	84	LFP	EV, HEV, Power tool Energy storage devices
32650	4000	3950	32.2 X 65.0	15	3.2	115	LFP	
32650	5000	4900	32.2 X 65.0	12	3.2	150	LFP	
8568270	10000	9800	85.0 X 68.0 X 270.0	10	3.2	280	LFP	
1067220	10000	9800	10.0 X 67.0 X 220.0	10	3.2	280	LFP	
75103193	10000	9800	7.5 X 103.0 X 193.0	10	3.6	250	NCM	
8067220	10000	9800	8.3 X 67.0 X 220.0	10	3.6	220	NCM	
8568270	10000	9800	8.5 X 68.0 X 270.0	10	3.7	270	LMO	
1184121	15000	14500	11.0 X 84.0 X 121.0	4	3.6	250	LiCo	
10150225	20000	19600	10.0 X 150.0 X 225.0	6	3.2	580	LFP	
12155230	20000	19600	12.0 X 155.0 X 230.0	2	2.3	830	LTO	
Digital Products Special Battery								
402030	185	180	4.2 X 20.5 X 30.5	150	3.7	4.2		Mp3 / Mp4
602025	190	180	6.2 X 20.5 X 20.5	150	3.7	4.2		Mp3 / Mp4
402035	230	230	4.2 X 20.5 X 35.5	120	3.7	5.2		Mp3 / Mp4
602030	250	260	6.2 X 20.5 X 30.5	100	3.7	6		Lighter
602035	385	380	6.1 X 20.5 X 35.5	150	3.7	8		Education pen
602535	470	460	6.2 X 25.5 X 35.5	100	3.7	9.1		Power grid
423248	600	600	6.0 X 32.5 X 48.5	60	3.7	14		Cell phones
483264	1000	1000	4.8 X 32.5 X 64.5	50	3.7	17.5		Camera
503759	1200	1200	5.2 X 37.5 X 59.5	80	3.7	23.3		GPS
305080	1250	1200	3.2 X 50.5 X 80.5	60	3.7	22		Digital products
523759	1300	1300	5.4 X 37.5 X 59.5	80	3.7	25		Cell phones
803443	1300	1250	8.2 X 34.5 X 43.5	60	3.7	23.5		GPS
325686	1650	1600	3.4 X 56.5 X 86.5	60	3.7	30		Tablets
433695	2000	2000	4.5 X 36.5 X 95.5	60	3.7	35		Tablets
6532100	2300	2300	6.7 X 32.5 X 100.5	40	3.7	38		DVD
605080	2350	2300	6.2 X 50.5 X 80.5	50	3.7	40		DVD
4573100	2850	2800	4.7 X 73.5 X 100.5	40	3.7	50		Tablets
465895	3100	3050	4.8 X 58.8 X 95.5	40	3.7	55		Tablets
505895	3500	3500	5.3 X 58.5 X 95.5	40	3.7	55		Tablets
4561121	4750	4700	4.7 X 61.5 X 121.5	50	3.7	100		Tablets
E-cigar Special Battery								
06600	100	90	6.5 X 62.0	120	3.7	2.3		E-cigar
75360	120	110	7.8 X 38.0	120	3.7	2.5		
75400	150	140	7.8 X 42.0	100	3.7	3.0		
75530	200	190	7.8 X 54.0	100	3.7	3.9		
08330	135	125	8.5 X 35.0	100	3.7	2.7		
08400	190	180	8.5 X 42.0	100	3.7	4.0		
08500	250	230	8.5 X 52.0	80	3.7	5.4		
08570	280	270	8.5 X 59.0	80	3.7	5.9		
08600	280	270	8.5 X 62.0	80	3.7	6.4		
130450	660	650	13.5 X 47.0	50	3.7	12.5		
130600	910	900	13.5 X 62.0	50	3.7	16.8		
130700	1020	1000	13.5 X 72.0	50	3.7	17.8		

Energy Storage System

With the emergence of wind power, solar power and the other new energy sources, and development of intelligent grid technology as well, large-scale energy storage station is come into being to meet peak power allocation. EVE is developing the environmental-protection lithium-ion energy storage battery with the lightest, fast charge and discharge, and cycle life of over 15,000 times to meet the future demand of energy storage stations and new energy vehicle charging stations. EVE strives to become an advanced enterprise in the field of energy storage battery industry before 2015.



Main Function

New energy generation directly to the household power supply, excess electricity can be stored by the battery.



Main Function

- More convenient modular design, assembly and disassembly, subject to the upgrading and expansion
- Long-life design, EVE storage battery life of more than 8 years
- Redundant design to adapt to a variety of complex application environments
- Interactive design, easier maintenance
- Intelligent design, PC computer software monitoring
- A key to start, automatic



EVE Energy Storage System							
	Mobile	CNXT-1000-A1	CNXT-2000-A1	CNXT-6000-A	CNXT-6000-B	CNXT-10000-B	Remark
Battery	Capacity(Wh)	1000	2500	6000	6000	10000	
	Chemical Systems	LiFePO4	LiFePO4	LiFePO4	LiFePO4	LiFePO4	
	Life	≥8year	≥8year	≥8year	≥8year	≥8year	
Import	Mains voltage (V)	110V/60HZ	110V/60HZ	110V/60HZ	230V/50HZ	230V/50HZ	
	The solar power generation module voltage (V)	DC72V	DC72V	DC144V	DC144V	DC288V	Optional
	Wind turbine components voltage (V)	110V/60HZ	110V/60HZ	110V/60HZ	230V/50HZ	230V/50HZ	Optional
	Rated power (W)	350	350	750	750	1250	
	Rated charging time (h)	3	7.2	8	8	8	
Export	Rated voltage (V)	110V/60HZ	110V/60HZ	110V/60HZ	230V/50HZ	230V/50HZ	
	Rated power (W)	400	1000	1500	1500	2500	
	Rated discharge time (h)	2.5	2	4	4	4	
Power Supply	Operating voltage (V)	24/12/5/3.3	24/12/5/3.3	24/12/5/3.3	24/12/5/3.3	24/12/5/3.3	
	Maximum power consumption (mA)	200	220	280	280	390	
	Maximum standby power consumption (mA)	5	6	10	10	14	
Function	Automatically select the input source	V	V	V	V	V	
	Priority output of green energy (battery, solar, grid Valley Electric)	V	V	V	V	V	
	Automatic battery charge and discharge	CC-CV	CC-CV	CC-CV	CC-CV	CC-CV	
	Connect the PC,	RS-232	RS-232	RS-232	RS-232	Ethernet	Optional
	LCD parameter display			V	V	V	
	LED status indication	V	V	V	V	V	
	Abnormal sound and light alarm	V	V	V	V	V	
	Battery over-voltage protection	V	V	V	V	V	
Protection	Battery overcurrent protection	V	V	V	V	V	
	Battery over-discharge protection	V	V	V	V	V	
	Battery over-temperature protection	V	V	V	V	V	
	Battery short-circuit protection	V	V	V	V	V	
Exterior	Shape	Box-type	Box-type	Cabinet-type	Cabinet-type	Cabinet-type	
	Length (mm)	685	710	600	600	800	
	Width (mm)	225	250	450	450	500	
	Height (mm)	316	546	900	900	1100	
Weight	Machine weight (KG)	≤16	≤30	≤90	≤90	≤170	

Super Pulse Capacitor

SPC

The EVE design and production of the super pulse capacitor (EVE-SPC) is a momentary high-current discharge energy storage devices can be achieved within a temperature range of -40 °C to 85 °C pulse discharge. EVE-ES pulse power is a long-life lithium batteries and super pulse capacitor in parallel with the power system, is the ideal power source for long-term standby and high-current pulse applications. In terms of design, EVE uses a unique safety valve and sealing, to ensure power supply in the use of process safety and reliability.

Key Feature

- High and stable Voltage 3.6V(optional 3.9V)
- High pulse current capability
- No passivation effects
- Wide operating temperature range(-40°C to +85°C)
- Very low self discharge(less than 2% per year)
- End of life indication capability
- High reliability(Hermetic laser sealing,PS sealing cap group)
- Light weight
- Safe design(Anti-explosion valve device)

Main Applications

- Utility Meters(AMR)
- GPS tracking devices/GSM modems
- Asset, Container & Cargo Tracking
- RFID transponders
- Sonar Buoys
- Data loggers
- Communication Equipment
- Emergency & Medical Devices



Model Data Sheet	Cell Size Ref	Nominal Capacity(mAh)	Nominal Discharge Current (mA)	Dimensions (metric) Diameter / Height
ES POWER SYSTEM PACKS				
ES141520	Main Power	2400	2	Ø16.5 X 75.0
ES261520	Main Power	8500	3	Ø29.0 X 67.0
ES341520	Main Power	19000	4	Ø34.0 X 78.0
ES141550	Main Power	2400	2	55.0 X 32.0 X 16.0
ES261550	Main Power	8500	3	55.0 X 44.0 X 28.0
ES341550	Main Power	19000	4	64.0 X 50.0 X 35.0

Model Data Sheet	Cell Size Ref	Nominal Capacity(As)	Nominal Discharge Current (mA)	Dimensions (metric) Diameter / Height	Available Terminations
SPC SERIES					
SPC1520	2/5AA	140	50	15.1 X 21.0	S I 2PI 3PI
SPC1550	AA	560	100	15.1 X 51.0	S I 2PI 3PI

Model	Reference Model	Nominal Voltage(V)	Nominal Capacity(mAh)	Maximum Continuous Current(mA)	Maximum Pulse Current(mA)	Operating Temperature(°C)	Maximum Dimensions Diameter x Height(mm)	Weight (g)
ER SERIES								
ER14250	1/2AA	3.6	1200	15	50	-60°C~+85°C	14.5 X 25.4	10
ER14335	2/3AA	3.6	1650	75	150	-60°C~+85°C	14.5 X 33.5	12
ER14505	AA	3.6	2700	40	150	-60°C~+85°C	14.5 X 50.5	19
ER17505	A	3.6	3600	130	180	-60°C~+85°C	17.5 X 50.5	26
ER18505	A	3.6	4000	130	180	-60°C~+85°C	18.7 X 50.5	28
ER26500	C	3.6	8500	150	300	-60°C~+85°C	26.2 X 50.0	52
ER34615	D	3.6	19000	230	400	-60°C~+85°C	33.1 X 61.5	100
ER341245	DD	3.6	35000	420	500	-60°C~+85°C	33.1 X 124.5	195

SPC1520

Electrical Characteristics (For batteries stored at RT for 1 year or less)

Capacity when charged to 3.67 V140 As
 Capacity when charged to 3.90 V210 As
 Discharge end voltage 2.5 V (discharge below 2.5 V at RT may increase the SPC1520 internal impedance).



Mechanical Characteristics

Length.....21.0 mm max Diameter.....15.1 mm max Weight.....7.5 gr max

Operating Conditions

Maximum discharge current:
 Continuous.....0.5 A
 Pulse, 1 sec.....2.0 A
 Charge (constant current)
 Max. charge voltage.....3.95 V
 Max. charge current.....50 mA
 Operating temperature range.....-40°C ~ +85°C
 Storage temperature range.....-40°C ~ +60°C
 AC impedance at RT.....< 150 mΩ at 1 kHz
 Self discharge at RT.....1 μA
 Self discharge at 80°C.....5 μA

Shelf life at different storage temperature to 80% of initial capacity

Temperature	SPC1520	SPC1520 and ER Battery System
RT	3 years	10 years
60°C	4 weeks	7 years
80°C	1 week	At least 1 year

SPC1550

Electrical Characteristics (For batteries stored at RT for 1 year or less)

Capacity when charged to 3.67 V560 As
 Capacity when charged to 3.90 V850 As
 Discharge end voltage 2.5 V (discharge below 2.5 V at RT may increase the SPC1550 internal impedance).



Mechanical Characteristics

Length.....51.0 mm max Diameter.....15.1 mm max Weight.....20.5 gr max

Operating Conditions

Maximum discharge current:
 Continuous.....2.0 A
 Pulse, 1 sec.....5.0 A
 Charge (constant current)
 Max. charge voltage.....3.95 V
 Max. charge current.....100 mA
 Operating temperature range.....-40°C ~ +85°C
 Storage temperature range.....-40°C ~ +60°C
 AC impedance at RT.....< 100 mΩ at 1 kHz
 Self discharge at RT.....3 μA
 Self discharge at 80°C.....15 μA

Shelf life at different storage temperature to 80% of initial capacity

Temperature	SPC1550	SPC1550 and ER Battery System
RT	3 years	10 years
60°C	4 weeks	7 years
80°C	1 week	At least 1 year




Worldwide Sales Network

Sales company and sales office in the USA, Canada and Brazil

Sales office and distributor in Europe, including: England, Germany, France, Russia, Netherlands, Bulgaria, Poland, Turkey and Scandinavia

Sales office in Asia & Pacific, including: Hongkong, Taiwan, Japan, Korea, India, Israel, Singapore and Malaysia



Advanced Lithium Battery

1. 甲方确认设计与设计效果符合甲方要求。
设计内容：文字数据与图片信息；
设计效果：画册尺寸以合同为主，画册纸张与色彩效果，印刷成品和打样稿存在10%内的色差，属于正常范围；
2. 一旦甲方确认设计，项目将进入制作阶段。
3. 制作阶段期间，如甲方需要对已经确认的项目进行调整，甲方则需要承担额外的调整费用，费用经商议后，再另行修改。
4. 经甲方确认审核，乙方的项目设计符合甲方要求，特此认可。
本样稿由甲方代表人签字确认生效，进行印刷。

(本协议内容为签字确认稿，此内容将不会出现在印刷成品内)

甲方：
代表人：
(签字) _____

EVE ENERGY CO., LTD.

No.36, Huifeng 7th Road, Zhongkai Hi-Tech Zone, Huizhou, Guangdong, China
Tel: +86-752-2606966 Fax: +86-752-2606033
E-mail: sales@evebattery.com
Web: www.evebattery.com

