



LightFORCE[™]
PERFORMANCE LIGHTING



**LIGHTFORCE
DRIVING LIGHTS**



CONTENTS

The Lightforce Story	3
Fast Facts & Essential Definitions	4
LED Driving Light Series	
DL230 HTX Driving Light	6
LED215 215mm Driving Light	7
LED180 180mm Driving Light	8
LED BARS Performance LED Technology	9
ROK Worklight Series	11
Professional Driving Lights Series	
Venom 170mm Driving Light	13
Genesis 210mm Driving Light	14
XGT 240mm Driving Light	15
Classic Driving Light Series	
Blitz 240mm Driving Light	16
Striker 170mm Driving Light	17
Lance 140mm Driving Light	17
Accessories	18
Modular Filter System	19

THE LIGHTFORCE STORY

The extraordinary story of Lightforce began over 35 years ago with our founder Dr. Raymond (Ray) Dennis in the country town of Cleve in South Australia.

After searching the retail market for a high quality and robust spotlight to use on his property and finding nothing suitable, Ray decided to build one himself... and the rest, as they say is history.

Being a man of vision and foresight, Ray recognised the potential demand for the lightweight, portable and handheld spotlight which lay before him. Enter Lightforce. It was a system powerful enough to use for professional purposes yet priced within the grasp of the enthusiast and sportsman. Ray soon produced his first commercially manufactured lighting system. Based on original designs, his lighting systems found such favour among professionals and sporting enthusiasts alike that production was increased and improvements incorporated. This brought greater diversity to the range, ensuring the growing success and popularity of the brand. Lightforce is now based in Adelaide, South Australia and employs over 65 trained staff. Our fabrication plant has grown into a sophisticated manufacturing facility.

Lightforce has built a formidable reputation as a global leader in innovative design and excellence in the manufacture of high performance and durable lighting systems. Ongoing development has opened up new markets and our award winning range of modular accessories has helped increase demand to the point where we now export to over 50 countries worldwide. With more than 35 years' experience, Lightforce is now a global leader in portable professional

lighting systems as well as driving lights, rifle-scope optics and lighting accessories.

Unlike our competitors, we are undertake pioneering work in the use of modern composite and eco-friendly materials. This not only gives us a clear competitive advantage, but has also earned Lightforce a number of prestigious Australian and international design awards. We continue to see growth in customer loyalty and confidence in our brand around the world.

Built around the framework of ISO 9001:2008 (International Quality Standards), our manufacturing capability and capacity is agile to ensure we meet the ever changing market demands. Our design ethos is simply that "quality is designed in, not inspected in". With a dedicated and highly accurate logistics network, more than half of Lightforce's production is exported worldwide to major markets in Europe, Scandinavia, Africa, South East Asia and North America.

Tried and tested, Lightforce delivers products that have been designed, developed and manufactured to operate in environmental extremes – from the harsh Australian Outback and Sahara Desert to the freezing Alaskan Tundra and beyond.

FAST FACTS

- Lightforce products are built around the framework of ISO 9001:2008 (International Quality Standards) and our manufacturing capability and capacity is agile to ensure we meet the most challenging and ever changing market demands.
- You can rest assured that when you choose Lightforce, the distances advertised are what you will get from your light. Lightforce products are independently tested in a NATA (National Association of Testing Authorities) accredited laboratory.

ESSENTIAL DEFINITIONS

- **Raw Lumen**, or “raw lumen output”, is calculated by multiplying the theoretical rated output of the LEDs by the number of LEDs in the lamp – for example, 8 LEDs rated at 100 Lumens per watt would work out to 800 lumens (8 x 100).
- **Effective Lumen** is a measured number that takes into account real world losses such as thermal, optical and assembly. For example, if the raw lumen was 800, the Effective Lumen would be 800 less thermal, optical and assembly loss can equate to 40%, making the Effective Lumen 480 Lumens.
- **LUX** is the measurement of effective light that illuminates a surface at a given distance. This is THE MOST IMPORTANT and useful OF ALL. To measure true light performance, reputable brands use the industry standard measurement of 1 LUX. 1 LUX is the minimum amount of illumination that is usable (enough light to read a newspaper). To make sure that you are getting the best light to suit your needs, check the distance at 1 LUX and ensure that an independent testing laboratory supports all findings.
- **Kelvin (K)** describes the colour of the light. Put simply, the higher the colour temperature, the whiter the light, and the lower the temperatures, the more yellow or red the light becomes. Beyond 5500K, the light takes on a distinctive blue tint and lumen output falls away. White light can result in less driver fatigue, faster reaction times and fewer lapses in attention. From a safety perspective this should be a major consideration when choosing your lights. The best colour temperature for a set of halogen lights is around 3350K, and between 4200K and 5500K for a set of HID's or LED. Beyond 6000K the light takes on a significantly blue hue, negating the positive effects of brighter whiter light.

Light FORCE[™]
PERFORMANCE LIGHTING





The Australian made compact DL230 HTX is the ultimate fusion of HID and LED technology, providing the instant flood of LED combined with the unmatched long-distance of HID, providing maximum output from a single set of lights.


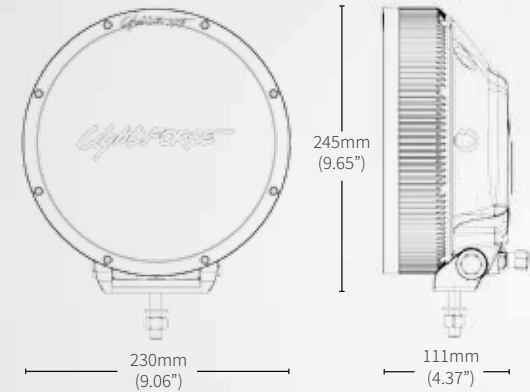
FEATURES

- 70W HID bulb within 170mm reflector
- 20 x genuine Lumiled LEDs
- IP69K rated
- Three modes independently switched for complete control
 - LED - for instant wide beam
 - HID - for long distance
 - Combine the two for ultimate visibility
- 3-year warranty

ACCESSORIES

- DL230TSB - 230mm Xtreme top stay bracket
- LFDLHDS - Wiring harness dual relay
- ATNSG - Safe guard anti-theft security lock set

DIMENSIONS



National Association of Testing Authorities Accredited, Australia 2015.

Photometric testing performed by Photometric Solutions International Pty Ltd (PSI) Huntingdale VIC

LED215



Engineered in Australia to Lightforce specifications the LED215 driving light sets impressive performance benchmarks for durability and long-range performance. The LED215 has been independently tested in a NATA accredited laboratory with conclusive results demonstrating superior performance in its class.

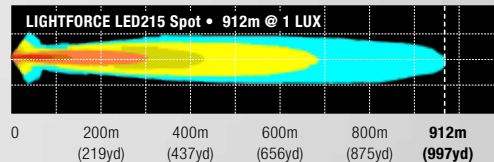
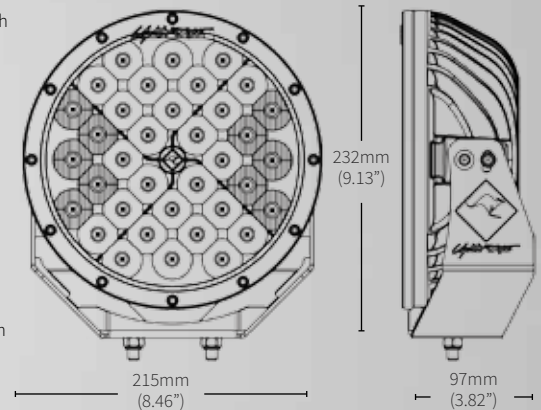
FEATURES

- High pressure cast aluminium body with DuPont® two-pack automotive coating
- IP69K rated
- Submersible to 3 metres (9ft 10")
- Background positioning lights
- RoHS certified
- 3-year warranty

PART NUMBERS

- CBLED215S - spot beam
- CBLED215SD - driving beam
- CBLED215SC - chrome bezel, spot beam
- CBLED215SDC - chrome bezel, driving beam

DIMENSIONS



30m
0
33yd



National Association of Testing Authorities Accredited, Australia 2015. Photometric testing performed by Photometric Solutions International Pty Ltd (PSI) Huntingdale VIC

LED180SD



The compact LED180 is now better than ever before; the GEN2 LED180 comes with all the great features of the bigger LED215 but in a size that will fit most vehicles. With tough pressure cast aluminium construction, two pack DuPont® automotive coating, rugged impact resistant hard coated polycarbonate lens and a waterproof rating to IP69K standard, the LED180 may be small but its attack is fierce!

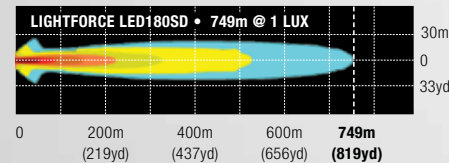
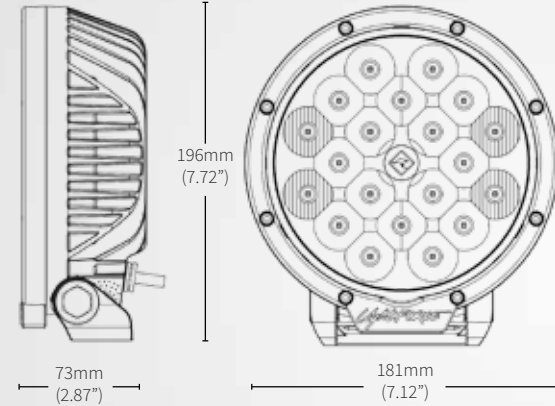
FEATURES

- 58% more distance, 33% slimmer, 31% lighter than previous model LED180
- IP69K rated
- Submersible to 3 metres (9ft 10")
- Background positioning lights
- RoHS certified
- 3-year warranty

PART NUMBER

- CBLED180SD

DIMENSIONS



National Association of Testing Authorities
Accredited, Australia 2015.

Photometric testing performed by
Photometric Solutions International Pty Ltd
(PSI) Huntingdale VIC

LED BARS

PERFORMANCE LIGHTBAR LED TECHNOLOGY



Lightforce LED bars set new benchmarks in performance and LED technology. Models available include 6", 10", 20", 30", 40" and 50" bars with spot, combination and flood reflectors. Mammoth 50" bars are available in some markets – consult your local dealer for further information.

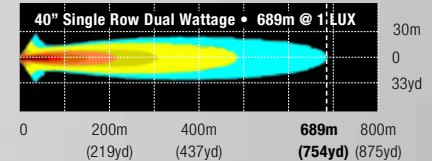
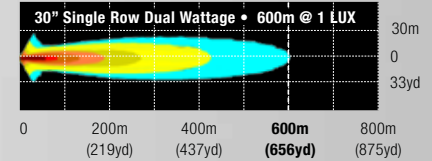
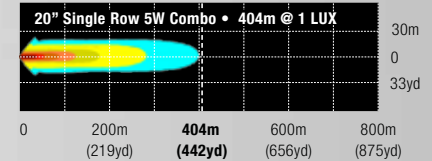
Lightforce LED light bars are extruded using 6063 aluminium and finished in a UV resistant anodised coating designed to face some of the harshest conditions in the world. With a waterproof rating to IP69K standard, Lightforce LED light bars will not let you down, even when facing seemingly impossible challenges.

Dual wattage LED light bars (**XP Series**) are available in a number of sizes, with single and dual row options. Dual wattage bars utilise 3W and 10W LEDs in the one incredibly tough bar to produce increased light penetration for long range illumination providing the ultimate in lighting performance.

PART NUMBERS

- CBLEDB6S - 6" (152mm) single row light bar 5W - spot
- CBLEDB6C - 6" (152mm) single row light bar 5W - combination
- CBLEDB10C - 10" (254mm) single row light bar 5W - combination*
- CBLEDB10F - 10" (254mm) single row light bar 5W - flood
- CBLEDB20C - 20" (508mm) single row light bar 5W - combination*
- CBLEDB20F - 20" (508mm) single row light bar 5W - flood
- **CB30XP - 30" (792mm) single row dual wattage LED light bar 26 x 3W + 4 x 10W - spot / flood combined**
- **CB40XP - 40" (1046mm) single row dual wattage LED light bar 36 x 3W + 4 x 10W - spot / flood combined**
- CB50C - 50" (1300mm) single row LED light bar 5W - combination

* Euro E-mark bar options available in these sizes



National Association of Testing Authorities Accredited, Australia 2015.
Photometric testing performed by Photometric Solutions International Pty Ltd
(PSI) Huntingdale VIC

LED BARS

PERFORMANCE LIGHTBAR LED TECHNOLOGY



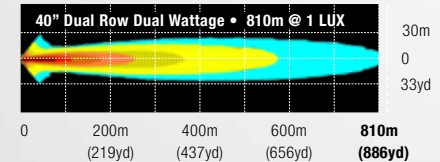
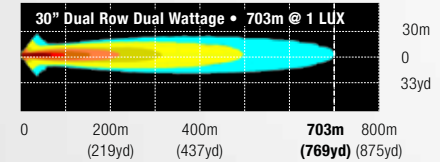
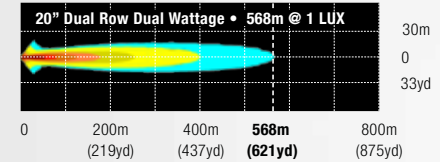
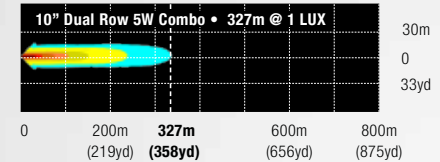
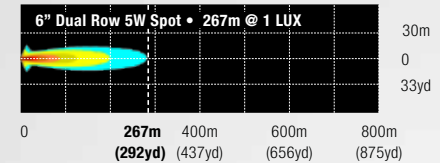
FEATURES

- Extruded 6063 aluminium body with black anodised coating
- Hard coated, scratch and high impact resistant polycarbonate lens
- Custom fabricated dual injected moulded strain relief connector, fitted to military specification grade cable
- IP69K rating, dust tight and water proof to protect against moisture / contaminant ingress (Genuine Gore® Protective Vents)
- Submersible to 3 metres / 9ft 10"
- Colour temp 5000K for reduced glare

PART NUMBERS

- CBLEDBD6S - 6" (152mm) dual row light bar 5W - spot
- CBLEDBD6C - 6" (152mm) dual row light bar 5W - combination
- CBLEDBD10C - 10" (254mm) dual row light bar 5W - combination*
- CBLEDBD20C - 20" (508mm) dual row light bar 5W - combination*
- CBD20XP - 20" (508mm) dual row dual wattage LED light bar 32 x 3W + 8 x 10W - driving beam
- CBD30XP - 30" (792mm) dual row dual wattage LED light bar 52 x 3W + 8 x 10W - driving beam
- CBD40XP - 40" (1046mm) dual row dual wattage LED light bar 72 x 3W + 8 x 10W - driving beam
- CBD50C - 50" (1300mm) dual row LED light bar 5W - combination

* Euro E-mark bar options available in these sizes



National Association of Testing Authorities Accredited, Australia 2015.
Photometric testing performed by Photometric Solutions International Pty Ltd
(PSI) Huntingdale VIC

ROK40 LED WORKLIGHT

A 40W compact series utility LED light that is available in a flood (dispersive) beam and a spot (intensive) beam where a powerful intense light is required. Featuring 4 x 10W CREE chipsets, with an included wiring harness.

PART NUMBERS

- CBROK40F - ROK LED 40W flood (dispersive) beam 4 x 10W
- CBROK40S - ROK LED 40W spot (intensive) beam 4 x 10W



ROK10 & ROK20 LED UTILITY WORKLIGHT

A compact utility LED light available as 10W or 20W, these incredibly compact utility lights are available in flood or spot beam patterns.

PART NUMBERS

- CBROK10F - ROK LED 10W flood beam 2 x 5W
- CBROK10S - ROK LED 10W spot beam 2 x 5W
- CBROK20F - ROK LED 20W flood beam 2 x 10W
- CBROK20S - ROK LED 20W spot beam 2 x 10W

ROK9 SURFACE MOUNTED HEAVY DUTY LIGHTS

The ROK9 LED light utilises 3 x 3W LEDs to produce a broad volume of neutral 5000K white light. Supplied with multiple mounting options for surface and tubular mounting the ROK9 LED light is ideal as a tool box, deck, winch or rock light.

PART NUMBERS

- CBROK9 - ROK LED 9W flood surface mountable work light





Light FORCE[™]
PERFORMANCE LIGHTING

VENOM



Created specifically to suit small SUVs and 4WDs while packing a huge performance punch. The unique 25mm shallow format clearance combined with a four-point mount provides a new level of installation compatibility within a compact mounting envelope.

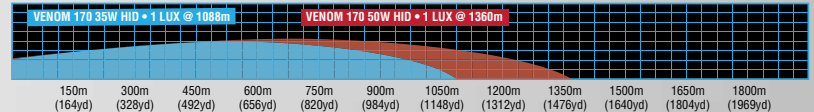
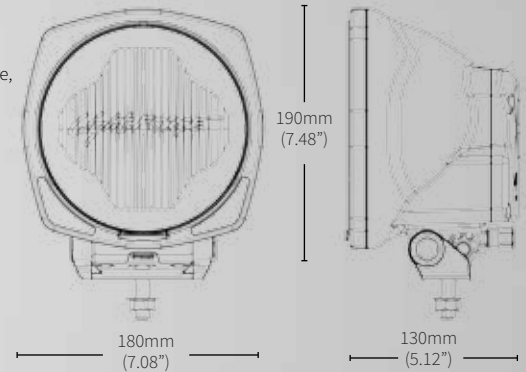
FEATURES

- 25mm shallow format design especially for today's new generation SUVs
- LEDs surround the corners
- IP65 rating
- EMC compliant with low radio interference, suitable for OEM installations
- Quick start Osram ballast and bulb
- 4200K colour temperature
- 3-year warranty

PART NUMBERS

- DL170H12V
- DL170H50W12V
- DL170H50W24V

DIMENSIONS



National Association of Testing Authorities Accredited, Australia 2014.

Photometric testing performed by Photometric Solutions International Pty Ltd (PSI) Huntingdale VIC

GENESIS



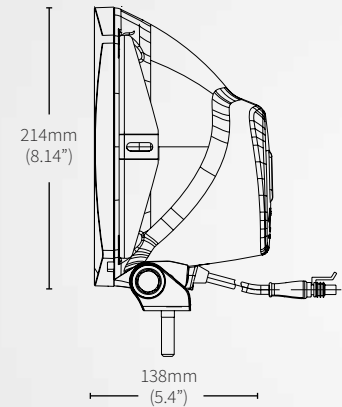
Genesis delivers epic performance. At home on any vehicle, the unique Genesis four point mounting system allows it to fit onto almost any bullbar while providing the distance you've been searching for.

Available in both halogen and 35W, 50W and 70W HID configurations, the Lightforce Genesis comes with a range of features that help it to stand out from the crowd.

FEATURES

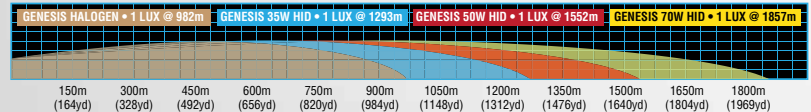
- High-tech lightweight composite housing
- Shatterproof polycarbonate lens for unparalleled impact strength
- 4 position base mount - the robust mounting bracket can be flipped either way, plus we have included two positions on the body itself
- IP65 rating
- 3-year warranty

DIMENSIONS



PART NUMBERS

- | | |
|------------|-----------------|
| • DL210 | • CBDL210H50W42 |
| • CBDL2102 | • DL210H50W |
| • DL210H | • CBDL210H7042 |
| • DL210H2 | • CBDL210H70 |



National Association of Testing Authorities Accredited, Australia 2014.

Photometric testing performed by Photometric Solutions International Pty Ltd (PSI) Huntingdale VIC

XGT



The ultimate choice for off-road racers and the hard-core enthusiast worldwide, the 240 XGT is a truly impressive light, beating all others. Available in both halogen and HID configurations, XGT has been the ultimate choice for truck drivers the world over since it debuted on the market back in 2001.

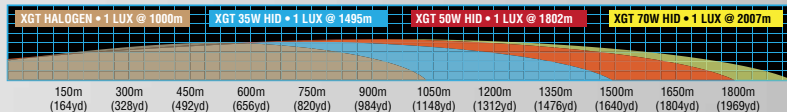
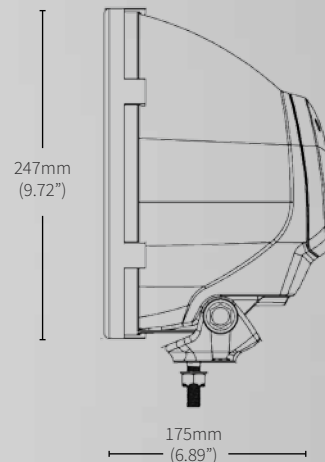
FEATURES

- Ideal long distance performance light
- Lightweight polycarbonate composite construction
- Gore® Protective Vent (IP69K rating)

PART NUMBERS

- DL240XGT
- DL240XGT24V
- DL240HID
- DL240HID24V
- DL240HID50W12V
- DL240HID50W24V
- CBDL240XGT7042
- CBDL240XGT70

DIMENSIONS



National Association of Testing Authorities Accredited, Australia 2014.

Photometric testing performed by Photometric Solutions International Pty Ltd (PSI) Huntingdale VIC

CLASSIC

SERIES

No matter what vehicle you drive and no matter how punishing the conditions, the Classic Range has a light to suit your needs. The original Classic Range is available in three reflector sizes, with options in halogen and HID. This is the series of lights that first forged the unmatched reputation for excellence that Lightforce is now renowned for. Modular filters are available to optimise the performance of the classic range.

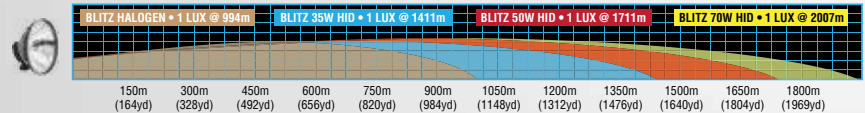
FEATURES

- 12V 100W Xenophot® 2000 hour bulb (only available in Striker & Blitz)
- 12V 75W 4000 hour bulb (only available in Lance)
- Made from composite materials including polycarbonate and glass filled nylon
- CLEAR SPOT clip-on polycarbonate filter supplied | Other filters available
- Light output can be focused from a WIDE pattern to a long distance SPOT pattern
- Gore® Protective Vent (IP69K rating)
- Compatible with the Lightforce modular filter system
- 3-year warranty

BLITZ

PART NUMBERS

- RMDL240T - 12V 100W Xenophot halogen pair
- RM240 - 12V 100W Xenophot halogen single
- RMDL240T2 - 24V 100W halogen pair
- HID240T2 - 24V HID 35W 5000K pair
- HID240T - 12V HID 35W 5000K pair
- CBHID240T5042 - 12V HID 50W 4200K pair
- HID240T50W - 12V/24V HID 50W 5000K pair
- CBHID240T7042 - 12V HID 70W 4200K pair
- CBHID240T70 - 12V HID 70W 5000K pair



National Association of Testing Authorities Accredited, Australia 2014.

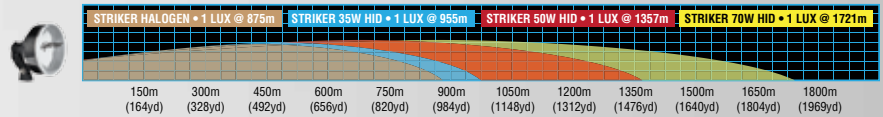
Photometric testing performed by Photometric Solutions International Pty Ltd (PSI) Huntingdale VIC



STRIKER

PART NUMBERS

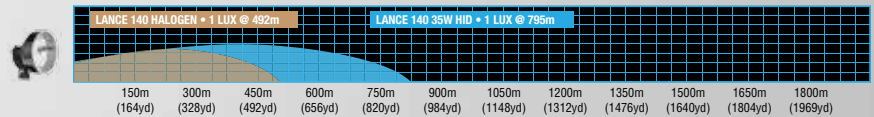
- RMDL170HT - 12V 100W Xenophot halogen pair
- RMDL170LT - 12V low mount 100W Xenophot halogen pair
- RM170 - 12V 100W Xenophot halogen single
- RMDL170HT2 - 24V 100W halogen pair
- CBHID170T-4 - 12V HID 35W 4200K pair
- HID170T - 12V HID 35W 5000K pair
- HID170T2 - 24V HID 35W 5000K pair
- CBHID170T5042 - 12V HID 50W 4200K pair
- HID170T50W - 12V/24V HID 50W 5000K pair
- CBHID170T7042 - 12V HID 70W 4200K pair
- CBHID170T70 - 12V HID 70W 5000K pair



LANCE

PART NUMBERS

- RMDL140LT - 12V 75W halogen - pair
- RM140 - 12V 75W single
- HID140T - 12V HID 35W 5000K



ACCESSORIES



SECURITY AND ANTI THEFT SOLUTIONS

The Lightforce range features simple to install security nuts and anti-theft kits that will help protect your investment against opportunist, light fingered thieves. There are options available to suit all Lightforce driving lights including LED round lights and bars.

LIGHTFORCE SWITCHES

Available for a variety of late model vehicles including Toyota, Ford, Holden, Mazda and Nissan for that OEM look and feel.

LIGHTFORCE UNIBARS

This provides the easiest method to install a set of Lightforce driving lights. It is designed to simply bolt in place behind your license plate. For compact cars or light duty off roadwork, the lightbar provides the ideal solution!

WIRING HARNESS

The Lightforce wiring harnesses assists with the convenient installation and maximising performance from your Lightforce or any other driving lights on your vehicle. Harnesses available to suit all light ranges.

HID XENON UPGRADE KIT

Genuine Lightforce HID upgrade kits convert your existing halogen lights to new generation HID technology using original equipment components to optimise performance.

LIGHTFORCE REPLACEMENT BULBS

Bulbs used in Lightforce lights have been carefully selected to ensure maximum performance and durability. We have a range of replacement bulbs for all of our halogen and HID driving and handheld lights.



MODULAR FILTER SYSTEM

Lightforce developed a modular filter range allowing you to easily convert your light colour to match every situation. We have four colour options on top of our regular clear filter, as well as three beam patterns available in order to ensure the light colour and beam spread you need is always available.

Clear filters allow for maximum output from your lights. This is perfect on the great open roads that cross country landscapes. Clear filters come with every light purchased.

Crystal blue filters increase the colour temperature of your lights, making the light you see closer to the colour of daylight. When our eyes are viewing the world through light that is close to daylight, they are less likely to get tired. This increases your reaction time and alertness when long distance driving.

Yellow filters reduces short wavelength light, which is great for reducing glare from road signs when travelling on highways, as well as taking the edge off HID lighting if ever needed. Yellow filters are also helpful in foggy conditions.

Snow blue filters produces a distinctly blue beam, which is good for marine use and for use in the snow.

Amber filters are great for use in conditions where haze and dust is prevalent. This is especially true in the heavy vehicle industry, for example, mining, where there is a lot of haze and dust from earth moving. The amber colour naturally leads them to be associated with safety – your vehicle will be easily seen, night or day, if you use amber filters on your lights.



FIGURE 1 Lightforce Genesis 50W HID 5000K • 2 X Lightforce Spot Filters



FIGURE 2 Lightforce Genesis 50W HID 5000K • 2 X Lightforce Wide Filter



FIGURE 3 Lightforce Genesis 50W HID 5000K • 1 X Lightforce Spot Filter & 1 X Lightforce Combo Filter



LightFORCETM
PERFORMANCE LIGHTING

Lightforce Australia Pty Ltd 11 Manton Street, Hindmarsh SA 5007 AUSTRALIA

P: +61 8 8440 0888 • **F:** +61 8 8346 0504 • **www.lightforce.com**

