

**MAGICSHINE®**



**See and be seen  
by the world**

**PASSIVE SAFETY FOR EVERY RIDE**

# CONTENTS

ALLTY SA	03
ALLTY 300/500	05
MONTEER 1400	07
SEEMEE 20/60	9
EAGLE DV	11
SMART BICYCLE LIGHT	13
TTA	15
GLINT 100	17
LEGEND A1	19
GENIE	21
PODUCTS / ACCESSORIES	23

# ALLTY SA

In accordance with German STVZO standards,  
the bicycle front headlight offers clear cut,  
anti-glare, uniform beam pattern.





# ALLTY SA



- Light Source : LUMILEDS high power LED
- Luminous Flux : 300lm
- Battery : 3.7V 900mAH
- Charging Time : 2.5H(5V 1A)
- Size : 86.4×44.5×39mm





# ALLTY 300/500

---

Excellent side visibility, TTA mounting supported,  
compact USB bike front/rear light all in one.



# ALLTY 300



- Light Source : 1×XP-G2 LED
- Luminous Flux : 300lm
- Battery : 3.7V 900mAH
- Charging Time : 1.5H(5V 1A)
- Size : 81×40×32mm

# ALLTY 500



- Light Source : 1×XP-L LED
- Luminous Flux : 500lm
- Battery : 3.7V 1800mAH
- Charging Time : 2.5H(5V 1A)
- Size : 81×40×32mm



A nighttime scene on a dirt trail. Several cyclists and runners are visible, illuminated by powerful, bright white and red bike lights. The lights create a strong contrast against the dark background of the forest. The text 'MONTEER 1400' is overlaid on a blue semi-transparent box on the left side of the image.

# MONTEER 1400

18650 battery cells can be freely installed and exchanged,  
bike light can work off of a single battery (single LED mode)  
or two batteries (dual LED mode).



# MONTEER 1400



Modes: 100% 50% 30% Flashing  
Run Time: ● 1.35H ● 3.20H ● 5.33H ● 6.20H

- Light Source : 2×XM-L2 LEDs
- Luminous Flux : 1400lm
- Battery : 2×18650 ( 3.6V 2600mAH )
- Charging Time : 4.5-5.5H(5V 1A)
- Size : 104×43×32mm





A close-up photograph of a bicycle seat and rear light assembly. The seat is black and positioned at the top of the frame. Below it, the rear light is illuminated with a bright red glow. The background is dark, making the light stand out.

# SEEMEE

---

Wearable smart bike rear light with vibration sensor and acceleration sensor, automatically detecting rider's movements.



# SEEMEE 20



- Light Source : COB
- Luminous Flux : 20lm
- Battery : 3.7V 240mAH
- Charging Time : 1.5H(5V 500mA)
- Size : 31×29.5×23mm



# SEEMEE 60



- Light Source : COB
- Luminous Flux : 60lm
- Battery : 3.7V 500mAH
- Charging Time : 1.5H(5V 500mA)
- Size : 41×33×23mm



# EAGLE DV

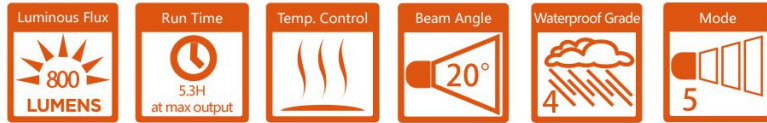
Sporty 4K capable action camera  
bike light with automated fill  
light for night shooting.



MagicshineDV

# EAGLE DV

4K  
ULTRAHD



Modes: 100% 75% 50% 20% Flashing  
Run Time: ● 5.3-6.0H ● 10.5-11.3H ● 28-30H ● 50-51H ● 41-43H

- Light Source : 2×CREE XM-L2 LEDs
- Luminous Flux : 800lm
- Battery: 7.2V 7.8AH
- Charging Time : 4.5-5.5H(8.4V 2.5A)
- Size : 69×67×44mm

## 4K HD sports camera

- 160° ultra wide angle lens
- 6pcs all glass lenses, multi-layer coating process
- Up to 128G memory card support
- Multiple video recording formats:  
4K@25fps/2.7K@30fps/1080P@60fps/720P@120fps



# Bluetooth bicycle light

MJ-900B/MJ-902B/MJ-906B/MJ-908B

Bluetooth APP bike light, customizable brightness levels, working modes and riding environments.



Magicshine

**MJ-900B**



**MJ-902B**



**MJ-906B**



**MJ-908B**



SPECIFICATIONS	MJ-900B	MJ-902B	MJ-906B	MJ-908B
Light Source	1×CREE XM-L2 LED	2×CREE XM-L2 LEDs	5×CREE XM-L2 LEDs	8×CREE XM-L2 LEDs
Luminous Flux	1000lm	1600lm	3200lm	8000lm
Battery	7.2V 2.6AH	7.2V 5.2AH	7.2V 5.2AH	7.2V 7.8AH
Run Time	2.6H at max output	3.1H at max output	2.2H at max output	1.35H at max output
Charging Time	2.4H(5V 2A)	4.6H(5V 2A)	4.6H(5V 2A)	4.5-5.5H(8.4V 2.5A)
Size	45×33×38mm	45×33×38mm	56×43×50mm	73×54×62mm



# TTA

## Multifunctional aluminum bracket

CNC aluminum bracket, options for multiple type mounts, versatile design. Surface is treated with piano black paint for more texture and an elegant, fashionable look.



Elevation view



Side view



Top view



For the Monteer 1400



For speedometer



For MJ-900 series front lights



For Garmin based phones

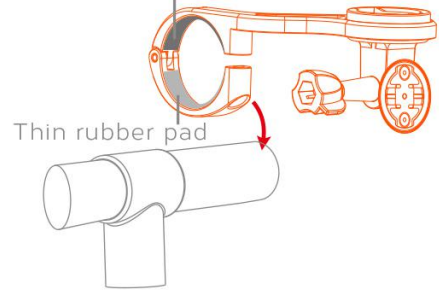


For Batteries

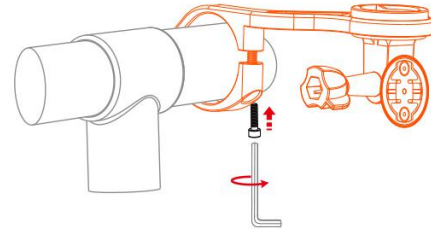


# TTA Bracket installation

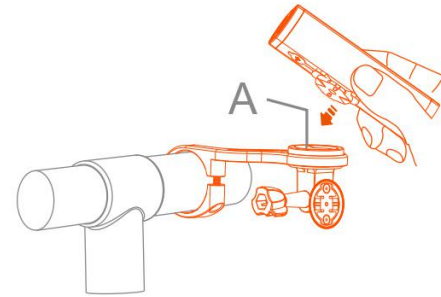
Thick rubber pad



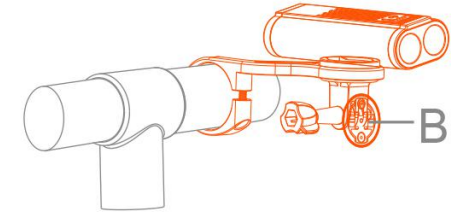
1. Bracket suitable for handle bars 31.8mm-35mm



2. Rotate screw clockwise with allen key



3. Installing the light: align the recess slots between light and a base holder rotate to tighten



4. A/B bases are both suitable for all Garmin mount compatible devices

# TTA Bracket usage

1. Mounting the light atop



2. Mounting the light below



3. Mounting the battery





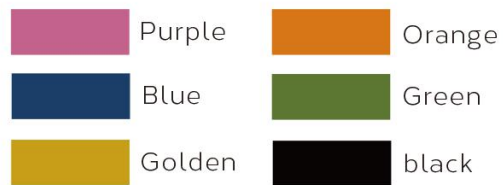


# GLINT 100



Modes: 100% 50% Flashing  
Run Time: 1.5H 2.5H 7.5H

- Light Source : 6×SMD LEDs
- Luminous Flux : 100lm
- Battery : 3.7V 400mAH
- Charging Time : 1.5-2.5H(5V 1A)
- Size : 86×58×50mm
- Colors:










### Compact Design, Fasten Quickly

With the integration of fixed plastic straps, you can deal with any usage easily



-  TURN OFF
-  FLASHING
-  LOW
-  HIGH
-  CHARGE

### Multi-working Modes

Rotate the cover to change working modes



### USB Charge Port

The hidden USB charging interface can be responsive to any charging requirement



### More Colors Available

A variety of cool colors to satisfy your colorful fashion collocation

# LEGEND A1

---

All in one helmet, 20pcs independently connected RGB LED, 5 lighting modes in 7 colors.



Black



Gray



Colorful



White



# LEGEND A1

Luminous Flux 10 LUMENS	Run Time 8.23H at max output	Temp. Control	Waterproof Grade 4	Mode 3
-------------------------------	------------------------------------	---------------	-----------------------	-----------

Modes : mode1 mode 2 mode3

Run Time : ● 11.85H ● 8.65H ● 8.23H

- Light Source : 20×RGB 3528 LEDs
- Luminous Flux : 10lm
- Battery : 3.7V 700mAH
- Charging Time : 1.3-2.2H(5V 1A)
- Size : S/M 220×175×89mm  
M/L 226×186×92mm





# GENIE

## Front Light

Modes :	100%	50%	25%	Flashing
Run Time :	● 3.2-4.1H	● 5.0-5.9H	● 9.7-10.6H	● 10.2-11.1H

- Light Source : 1x CREE XP-G2 LED
- Luminous Flux : 350lm
- Battery : 3.6V 2.6AH
- Charging Time : 4.5-5.0H for 1pc battery  
8.5-9.0H for 2pc batteries
- Size : M/L 279x226x147mm

## Battery Bin

Battery bin can hold 2 pc batteries, and standard provide 1pc battery

## Remote

- Static Current : 25uA
- Battery : CR2025
- Battery life : 1 Year
- Button life : Over 20,000 times
- Size : 38.5x37x20mm



Beam angle adjusts up and down at 20 degrees.

# Tail Light

Brake Function: red tail light is solid on when braking

Modes :  100%  Warning  Slow Flashing  Pulsing  Fast Flashing

Run Time :  2.6H  16.5-17.4H  97.2-98.1H  98.5-99.4H  67.3-68.2H

- Light Source : 32× red 0805 LEDs
- Luminous Flux : 2.2lm
- Charging Time : 4.5-5H(5V 1A)
- Size : 69×59×16mm

# Left/Right Turn Signal Light

Each turn signal light will light off automatically in 20 seconds

Modes :  Warning Flashing

Run Time :  11.1-11.8H

- Light Source : 60× Amber 080 LEDs
- Luminous Flux : 6lm
- Battery : 3.6V 2.6AH
- Charging Time : 4.5-5H(5V 1A)
- Size : 175×78×35mm





**MJ-900**



Modes: 100% 50% 30% Flashing  
 Run Time: 2.6H 4.5H 10.5H 4.8H



**MJ-902**



Modes: 100% 50% 30% Flashing  
 Run Time: 3.1H 5.2H 15.2H 7.2H

SPECIFICATIONS	MJ-900	MJ-902
Light Source	1×CREE XM-L2 LED	2×CREE XM-L2 LEDs
Luminous Flux	1200lm	2000lm
LED Life Span	50000H	50000H
Battery	7.2V 2.6AH	7.2V 5.2AH
Charging Time	3.5H	3.5-4H
Size	45×33×38mm	45×33×38mm



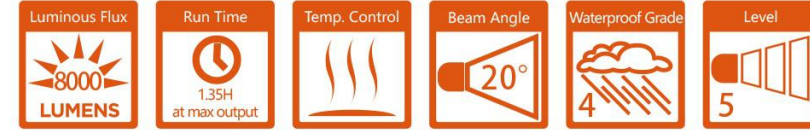
## MJ-906



Modes: 100% 75% 50% 20% Flashing  
 Run Time: ● 2.2H ● 3-3.5H ● 5-5.5H ● 10-10.5H ● 6.8-7.2H



## MJ-908



Modes: 100% 75% 50% 20% Flashing  
 Run Time: ● 1.35H ● 1.4-1.7.5H ● 2.1-2.5H ● 6-6.3H ● 6.8-7.2H

SPECIFICATIONS	MJ-906	MJ-908
Light Source	5×CREE XM-L2 LEDs	8×CREE XM-L2 LEDs
Luminous Flux	5000lm	8000lm
LED Life	50000H	50000H
Battery	7.2V 7.8AH	7.2V 7.8AH
Charging Time	3-4H	3-4H
Size	56×43×50mm	73×54×62mm





**MJ-892**

Luminous Flux: 200 LUMENS
Run Time: 3.1H at max output
Beam Angle: 60°
Waterproof Grade: 4
Level: 3

Modes: 100% 50% 30%  
 Run Time: 3.1-3.5H 7.3-8H 13.3-14H



**MJ-886**

Luminous Flux: 550 LUMENS
Run Time: 2.8H at max output
Beam Angle: 15°
Waterproof Grade: 4

Modes: 100% 70% 50%  
 Run Time: 2.8h 7.2h 26h



**MJ-886B**

Luminous Flux: 300 LUMENS
Run Time: 2.4H at max output
Beam Angle: 15°
Waterproof Grade: 4
Level: 3

Modes: 100% 50% 15%  
 Run Time: 2.4H 7H 23.5H

SPECIFICATIONS	MJ-892	MJ-886	MJ-886B
Light Source	1×CREE XP-G2 LED	3×SSC Z5 LEDs	1×GREE XP-G2 LED
Luminous Flux	200lm	550lm	300lm
Battery	3.6V 2.6AH	7.2V 2.6AH	3.6V 2.6AH
Charging Time	4-4.5H (5V 1A)	3-3.5H (5V 1A)	2.5-3H (5V 1A)
Size	97×77×22mm	φ37.9×59mm	φ37.9×59mm



## MS-622 Versatile Combo



Modes: 100% 50% Flashing  
 Run Time: 5H 8H 10H



## MJ-890



Modes: 100% 50% Flashing  
 Run Time: 2.9-3.1H 7.1-7.4H 8-8.5H



## MJ-819



Modes: Flashing 1 Flashing 2 Solid Light  
 Run Time: 11.5H 11.88H 12H

SPECIFICATIONS	MS-622 Versatile Combo	MS-890	MS-819
Light Source	0.5W white /red SMD LED	1×SSC Z5 LED	15× SMD red LEDs
Luminous Flux	30lm/10lm	160lm	5lm
Battery	3.7V 250mAH	3.7V 1.5AH	3.7V 450mAH
Charging Time	1.5H (5V 500mA)	2.5-3H (5V 1A)	2.5-3H (5V 1A)
Size	51×28×30.5mm	75.5×40.5×40.5mm	60×58mm
Color	Black Golden Silver Orange		



## EAGLE-F3



Modes:

	100%	75%	50%	25%	10%
Low Beam	3.0H	7.0H	9.0H	12.3H	36H
Run Time: High Beam	3.0H	7.0H	9.0H	12.3H	36H
All lights on	2.5H	3.2H	4.5H	6.2H	18H



## EAGLE-M2



Modes:

	100%	75%	50%	25%	10%
Low Beam	4.2H	4.8H	6.7H	14H	44H
Run Time: High Beam	4.2H	4.8H	6.7H	14H	44H
All lights on	2.3H	4.2H	8.2H	14H	18.6H

SPECIFICATIONS	EAGLE-F3	EAGLE-M2
Light Source	4×CREE XM-L2 LEDs	6×CREE XP-G2 LEDs
Luminous Flux	3000lm	2400lm
Battery	7.2V 10.4AH	7.2V 5.2AH
Charging Time	4.5-5.5H	3.5-4H
Size	70×77×53mm	63×57×45mm



## EAGLE-300



Modes: 100% 75% 50% 25%

Run Time: 2.2H 1.75H 2.5H 4.5H



## EAGLE-600




Modes: 100% 75% 50% 25%

Run Time: 1.3H 1.75H 2.5H 4.5H



## EAGLE-700



Modes: 100% 75% 50% FLASH

Run Time: 1.16H 1.66H 2.5H 2.75H

SPECIFICATIONS	EAGLE-300	EAGLE-600	EAGLE-700
Light Source	1×CREE XP-G2 LED	2×CREE XP-G2 LEDs	2×CREE XP-G2 LEDs
Luminous Flux	300lm	600lm	700lm
Battery	3.6V 2.6AH	3.6V 3.1AH	3.6V 2.6AH
Charging Time	4-5H (5V 1A)	4-5H (5V 1A)	4-5H (5V 1A)
Size	105×40.7×45mm	105×40.7×45mm	105×40.7×45mm



## MJ-6116



## MJ-6112



Can be used as a power source for mobile phones and electronic devices  
 Support two recharging systems: [Micro-USB](#) and [Magicshne charger](#)

SPECIFICATIONS	MJ-6112	MJ-6112B (optional)	MJ-6116	MJ-6116B (optional)
Cell	2×18650 LG	2×18650 Panasonic	4×18650 LG	4×18650 Panasonic
Battery	7.2V 2.6AH	7.2V 2.98AH	7.2V 5.2AH	7.2V 5.96AH
Compatible lights	MJ-900B		MJ-902B	MJ-906B PBP 1200



**MJ-6092**



**MJ-6096**



**MJ-6102**



**MJ-6106**

SPECIFICATIONS	MJ-6092	MJ-6096	MJ-6102	MJ-6106
Cell	2×18650 LG	4×18650 LG	6×18650 LG	6×18650 LG
Battery	7.2V 2.6AH	7.2V 5.2AH	7.2V 7.8AH	7.2V 7.8AH
Compatible lights	MJ-900	MJ-902	MJ-906	MJ-908 Eigel DV



**MJ-6038**



**MJ-6090**



**EAGLE BASE**



**MJ-6088**

SPECIFICATIONS	MJ-6038	MJ-6090	Compatible lights	Eagle base	MJ-6088
Cell	4x18650 LG	8x18650 LG		Compatible lights	Eagle 300
Battery	7.2V 5.2AH	7.2V 10.4AH	Eagle 600		Eagle 600
Compatible lights	Eagle M2	Eagle F3	Eagle 700		Eagle 700
			Eagle 900		Eagle 900
			Eagle M2		Eagle M2



**MJ-6086**



**MJ-6068**



**O-RING**



**USB CABLE**

	<b>MJ-6068</b>	<b>MJ-6086</b>	<b>O-Ring</b>	<b>USB Cable</b>
Compatible lights	MJ-6038	MJ-900 MJ-8081	MJ-900 MJ-900B	Eagle300 MJ-890
	MJ-6092	MJ-902 MJ-880	MJ-902 MJ-902B	Eagle600 MJ-819
	MJ-9696	MJ-906 MJ-872	MJ-906 MJ-906B	Eagle700 MJ-892
	MJ-6102	MJ-858	MJ-908 MS-622	Eagle900 MJ-898
			MJ-890 PBP1200	Glint 100 MS-622
			Legend A1	





