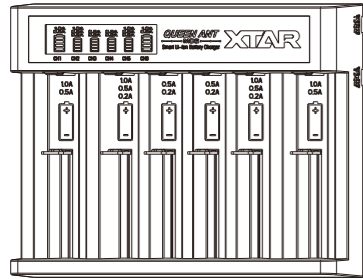


XTAR **QUEEN ANT**
MC6
Smart Li-ion Battery LCD Charger



Shenzhen XTAR Electronics Co., Ltd
www.xtar.cc

Introduction

XTAR QUEEN ANT MC6 is the first 6-slot LCD charger with two micro USB charging ports that works with all popular Li-ion batteries and can automatically choose the suitable charging current.

QUEEN ANT applies to:

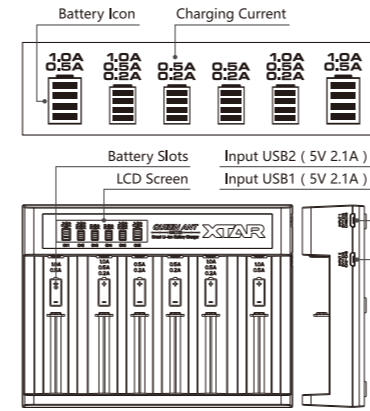
- Li-ion/IMR/INR/ICR batteries:
10440 14500 14650 16340 17335
17500 17670 18350 18490 18500
18650 18700 22650 25500 26650
Flat-32650 (3.6V/3.7V)

2

Technical Parameter

Input	Constant Current
USB1 (5V 2.1A)	1.0A x 2
USB2 (5V 2.1A)	1.0A x 2 or 0.5A x 4
USB 1 & 2	(1.0A x 2 & 0.5A x 4) or 1.0A x 4
Cut-off Voltage	4.2±0.05V
Cut-off Current	<=120mA
Operation Temperature	0-40°C

3



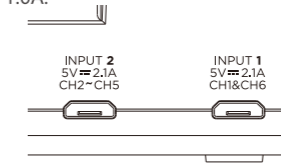
4

Operation

- Connect the charger with standard wall adaptor and USB cable to input power, insert rechargeable Li-ion batteries into the slots properly. During charging, the charger intelligently adjusts charging current and LCD shows corresponding data. Once charging finished, charger stop charging automatically, and LCD shows full battery icon corresponding to the slots, then remove the battery. Please note that USB1 supplies power for CH1 & CH6, and charging current default 1.0A, USB2 supplies power for four slots (CH2~CH5), and charging current default 0.5A, only when there is

5

no battery in CH3 & CH4 charging, charge current in CH2 and CH5 could up to 1.0A.



- To process 0V activation for battery: Do the same step as charging. Because of different battery types, capacities and over-discharge conditions, the reviving time may vary. Heavily over-discharge batteries may not be able to be revived, and LCD show "null" . If 0V activation is succeed, then charger start charging process.

6

Tips

- Charger has dynamic power management function, it can automatically adjusts the charging current. When the power supply is insufficient, charger automatically reduces charge current to the smallest one correspondingly. The smallest charge current in CH1&CH6 is 0.5A and in CH2~CH5 is 0.2A.
- When your battery is fully charged, but change slot for charging again immediately, it is normal that it may be charging at first because of Cut-off voltage is different tinely.
- It is recommended that you remove battery from the charger once charging

7

XTAR
Power in your hands

Shenzhen XTAR Electronics Co., Ltd

Address: 5th Floor, No.77 Xinhe Rd,
Shangmugu, Pinghu Area, Longgang District,
Shenzhen , Guangdong, China
Zip Code: 518111
Website: www.xtar.cc
Email: info@xtar.cc
Tel: +86-755-25507076
Fax: +86-755-25507076

A1

9

Customer Service

Please take the receipt and warranty card to local dealer to get A/S service.

- 15 days free replacement. We will repair or replace a charger within 15 days of purchase if it is afflicted with a manufacturing defect. If the problem calls for a replacement, we will replace the charger with the same model as the one you bought. If the model has been discontinued, customers will receive a product with similar or improved performance.
- 12 months free repair. We offer free repair within 12 months of purchase if problems develop with normal use.
- Lifetime technical support warranty. If

10

problems develop after 12 months of the purchase date, we will charge for parts. The total repair fee will access according to the cost of the replaced materials. If damage to the charger is grave, XTAR will contact distributors with a quote who should contact the customer to decide whether to exchange the parts or not. Freight should be paid by distributors or customers. (This warranty is not applicable for damages cause by artificial damage or intentional force.)

11

Website & Anti-fake Inquiry

- Welcome to visit our company website to get more information www.xtar.cc
- Follow us on Facebook: [www.facebook.com/Shenzhen XTAR](https://www.facebook.com/ShenzhenXTAR)
- Anti-fake inquiry: A group of eighteen-digit number could be gained by scraping the anti-counterfeiting label on our WARRANTY CARD. Then, input it to the corresponding query window in our service column of our official website to distinguish the product' s authenticity.
- Thank you for choosing our excellent products, your satisfaction and feedbacks are essential to our progress.

12

Notice

- Because of different battery types, capacities and over-discharge conditions, the battery revive time may vary. Heavily over-discharge batteries may not be able to be revived.
- Please do not charge the unsuitable batteries, otherwise may damage the batteries and charger.
- Keep charger away from water and excessive dust.
- Children should use the charger accompanied by an adult.
- Do not disassemble or operate the charger if it is damaged in any way.
- The charger has short circuit protection to protect the charger. Note

13

that it does not prevent batteries from internal short-circuiting.

14