

## Mini2 Ultralight Li-polymer Headlamp



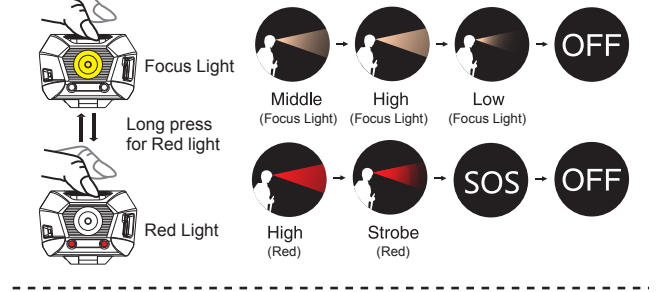
35g + 10g = 45g



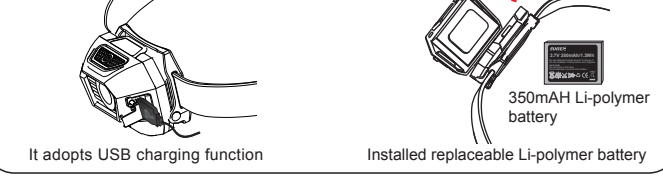
### ① Technical Parameters

FOCUS LIGHT	Middle	30 lumens	3 h
	High	75 lumens	1.3 h
	Low	5 lumens	17 h
RED LIGHT	High		10 h
	Strobe		25 h
	SOS		

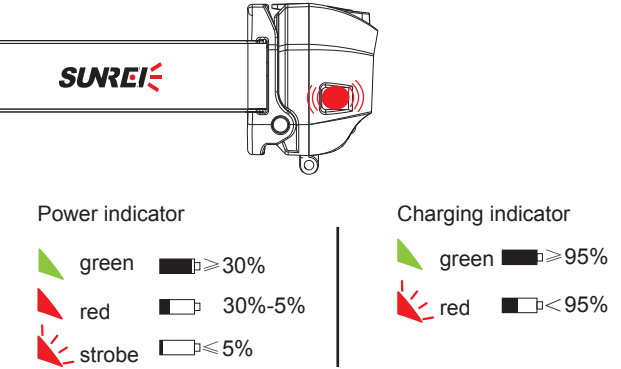
### ② Operating Instructions



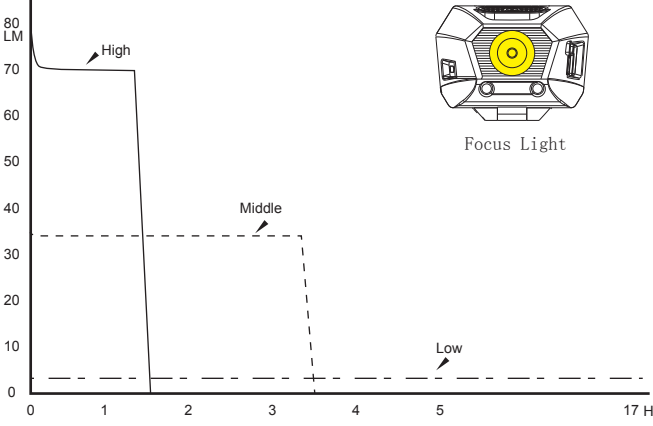
### ③ Features



### ④ Power indicator



### ⑤ Parameter graph



## English

**Product:**

- ★ With three highlight LED lamp beads
- ★ -A super-bright high power lamp bead from Corey of United States provides remote spot lighting
- ★ -Two high-performance red lamp beads, providing night signal lighting.

**★ Three lighting mode: High, Middle, Low**

**Operating Instruction:**

- ★ Gently press to focus light, middle-high-low-off(see pic. 2)
- ★ Press and hold the button for 1s from focus light to red, high-strobe-SOS-off
- ★ Press and hold the button for 1s from red to focus light
- ★ Adjusting the light exceed 3minutes to turn off it

**Power indicator:**

- ★ Color changing indicator light(see pic. 4)
- ★ Power indicate: above 30% in green, 30%-5% in red, less than 5% in red strobe
- ★ Charging indicate: full charged in green, less than 95% in red strobe

**Instructions for use:**

- ★ Do not use the product in the extremely cold or hot environments (below -10 C or above 50 C)
- ★ This product is ordinary waterproof IPX5. In case of heavy rain or rainstorm, try to avoid using

**Energy:**

- ★ When using Li-polymer battery as the power sources: -Use high-quality Li-polymer battery for products -Do use special Li-polymer battery provided by Sunree, so as not to damage the lamp.
- ★ Please recycle used batteries reasonably

**Maintenance:**

- ★ If the product is affected with damp, remove the battery and dry them.
- ★ Do not make the lamp lenses rubbing with other hard objects. The worn lens will affect the light.
- ★ If the product is not used for a long time, remove the batteries to prevent battery depletion or battery fluid leakage.

**Troubleshooting:**

- ★ If the battery is installed, the lamp does not work properly, please: -Press the switch button several times to try. -Check that the battery polarity is correctly installed. -Check whether there is debris on the contacts which led to poor contact. -Check whether there is water on the lamp. After it is dried, try again.

**Caution:**

- ★ Before the lamp is used, be sure to read this manual carefully for proper use and maintenance.
- ★ Children under 12 years of age should use the product under the adult's supervision and guidance.
- ★ Always set aside a spare lamp and a few spare batteries.
- ★ Do not disassemble this product.
- ★ Do not attempt to modify the product.

**Warranty:**

- ★ The Company promises to each customer solemnly, for quality problems caused by the product design or manufacturing defect, you can contact your local dealer for warranty issues against the invoice and the proof of purchase within two years from the date when it is purchased, but the damage caused by improper use does not belong to this range.

www.sunreegear.com

## 米尼2 超轻锂电式头灯



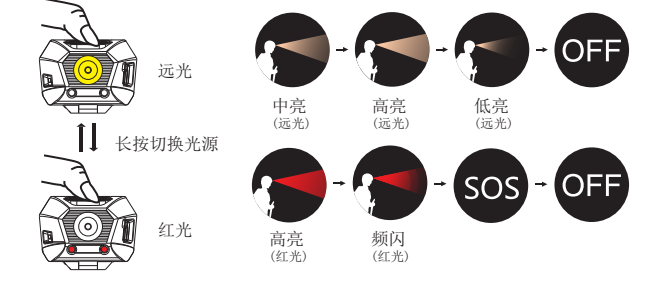
35g + 10g = 45g




### ① 技术参数

远光	中亮	30 流明	3小时
	高亮	75 流明	1.3小时
	低亮	5 流明	17小时
红光	高亮		10小时
	频闪		25小时
	SOS		

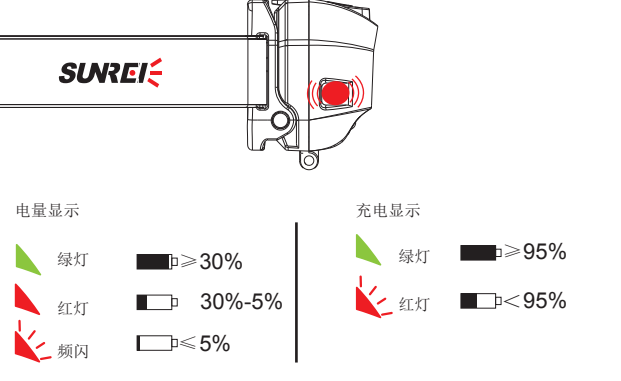
### ② 操作说明



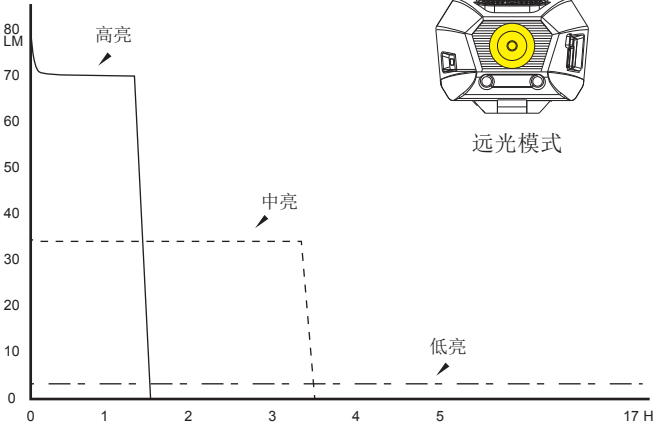
### ③ 产品特点



### ④ 电量显示



### ⑤ 参数曲线图



## 中文

**產品:**

- ★ 擁有一顆高亮白光LED燈珠
- ★ -1顆高亮美國科瑞大功率燈珠, 提供聚光照明
- ★ -2顆高亮紅光燈珠, 提供夜間信號照明

**★ 三種照明亮度: 高亮、中亮、低亮**

**操作說明:**

- ★ 輕按進入遠光模式, 中亮→高亮→低亮→熄滅(见图2)
- ★ 在遠光模式長按1秒進入紅光模式, 高亮→頻閃→SOS→熄滅
- ★ 在紅光模式長按1秒進入遠光模式
- ★ 開啟狀態下超過3分鐘再調光可以熄滅

**電量顯示:**

- ★ 雙色指示燈 (见图4)
- ★ 電量顯示: 30%以上亮綠燈, 30%-5%亮紅燈, 小于5%紅燈頻閃
- ★ 充電指示: 100%-95%綠燈常亮, 95%以下紅燈頻閃

**使用說明:**

- ★ 請勿將本品在零下10℃以下或零上50℃以上的極寒極熱環境下使用
- ★ 本品僅限普通防水IPX5, 如遇大雨或暴雨, 請尽量避免使用

**能源:**

- ★ 適用鋰電池作為能源時: -請使用優質聚合物鋰電池為本品供電 -請使用标配充電電池, 勿使用其他雜牌替代品, 以免造成灯具損壞
- ★ 請合理地回收廢舊電池

**保養:**

- ★ 產品受潮後, 請將電池卸下並晾乾
- ★ 請勿將燈罩前鏡片與其它硬物摩擦, 若鏡片磨損會影響透光
- ★ 若未來一個月內不使用頭灯, 請將電池取出, 以免電量耗損或電池漏液

**常見故障:**

- ★ 如果安裝電池後燈具無法正常工作, 請: -多試幾次開關按鈕 -檢查電池極性安裝是否正確 -檢查觸片是否有雜物而導致接觸不良 -檢查燈具是否有進水現象, 可晾乾後再試

**敬告:**

- ★ 請勿使用劣質的聚合物鋰電池, 有發生火災以及爆炸的風險
- ★ 在開燈使用前, 請務必認真閱讀本說明書, 以便正確地使用與保養
- ★ 12歲以下孩童請在成人監督與指導下使用本品
- ★ 永遠預留一個備用燈具以及幾組備用電池
- ★ 請勿自行拆卸本品
- ★ 請勿自行改裝本品