

---

# Introduction of INR18650-25R

---



SAMSUNG

SAMSUNG SDI

Oct. 2013

Energy Business Division

This material is proprietary to Samsung SDI Co., Ltd. It shall not be used, reproduced, copied, disclosed, transmitted, in whole or in part, without the express written consent of Samsung SDI Co., Ltd.



SAMSUNG

SAMSUNG SDI

## INR18650-25R

- **Specification**
- **Capacity (0.2C vs. 10A)**
- **AC/DC impedance**
- **Capacity & temperature vs. discharge capacity**
- **Energy & avg. voltage at different current**
- **Cycle life**
- **Pulse cycle life**
- **Low temperature voltage profile at 10A**
- **Storage characteristics**
- **Safety test**

Type		Spec.	Typical INR18650-25R
Chemistry		NCA	NCA
Dimension (mm)	Diameter	18.33 ± 0.07	18.33 ± 0.07
	Height	64.85 ± 0.15	64.85 ± 0.15
Weight (g)		Max. 45.0	43.8
Initial IR (mΩ AC 1kHz)		≤ 18	13.20 ± 2
Initial IR (mΩ DC (10A-1A))		≤ 30	22.15 ± 2
Nominal Voltage (V)		3.6	3.64
Charge Method (100mA cut-off)		CC-CV (4.2±0.05V)	CC-CV (4.2±0.05V)
Charge Time	Standard (min), 0.5C	180min	134min
	Rapid (min), 4A	60min	55min
Charge Current	Standard current (A)	1.25	1.25
	Max. current (A)	4.0	4.0
Discharge	End voltage (V)	2.5	2.5
	Max. cont. current (A)	20	20
	Max. momentary pulse (A, <1sec)	100	100
Rated discharge Capacity	Standard (mAh) (0.2C)	2,500	2,560
	rated (mAh) (10A)	2,450	2,539

# Capacity \_ 0.2C vs. 10A

PROPRIETARY AND  
CONFIDENTIAL

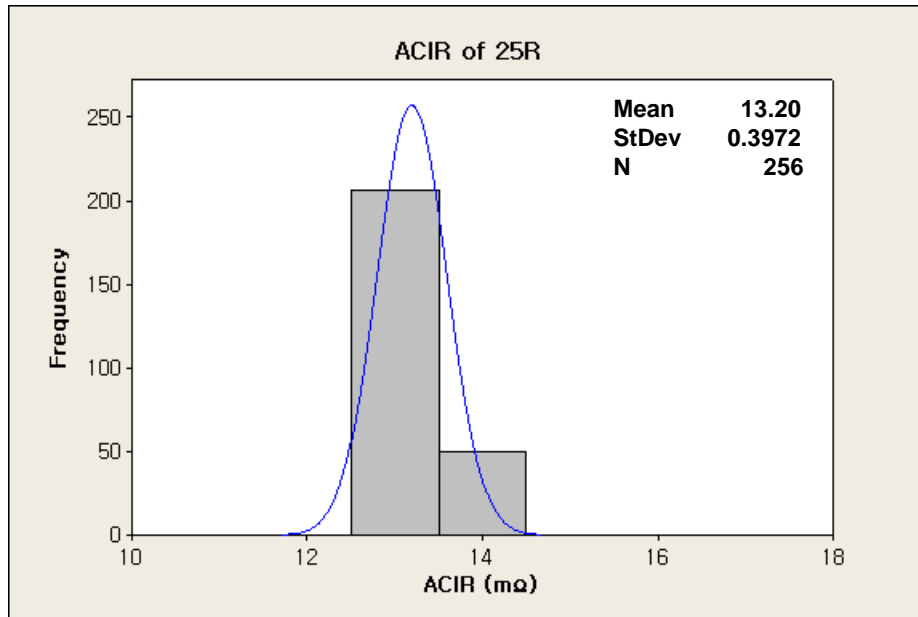
## ▪ 0.2C capacity

Cell	Capacity(Ah)	Energy(Wh)	Avg. volt(V)
1	2.555	9.36	3.66
2	2.557	9.37	3.66
3	2.557	9.37	3.67
4	2.564	9.39	3.66
5	2.565	9.40	3.66
<b>Avg.</b>	<b>2.560</b>	<b>9.38</b>	<b>3.66</b>

## ▪ 10A capacity

Cell	Capacity(Ah)	Energy(Wh)	Avg. volt(V)
1	2.533	8.71	3.44
2	2.531	8.70	3.43
3	2.539	8.74	3.44
4	2.544	8.77	3.45
5	2.548	8.76	3.44
<b>Avg.</b>	<b>2.539</b>	<b>8.74</b>	<b>3.44</b>

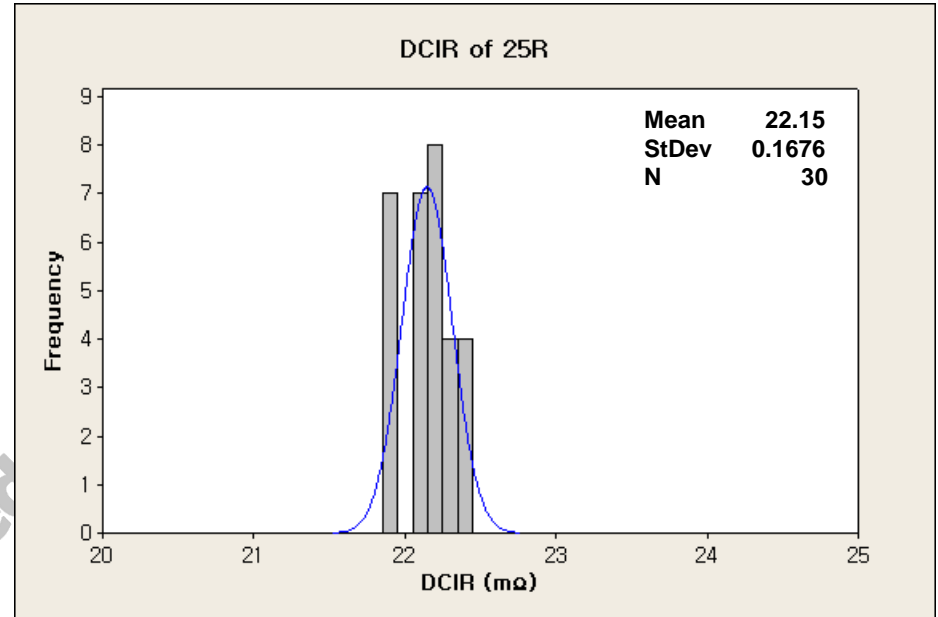
## ■ AC-IR



**AC-IR**

13.20 ± 2mΩ

## ■ DC-IR

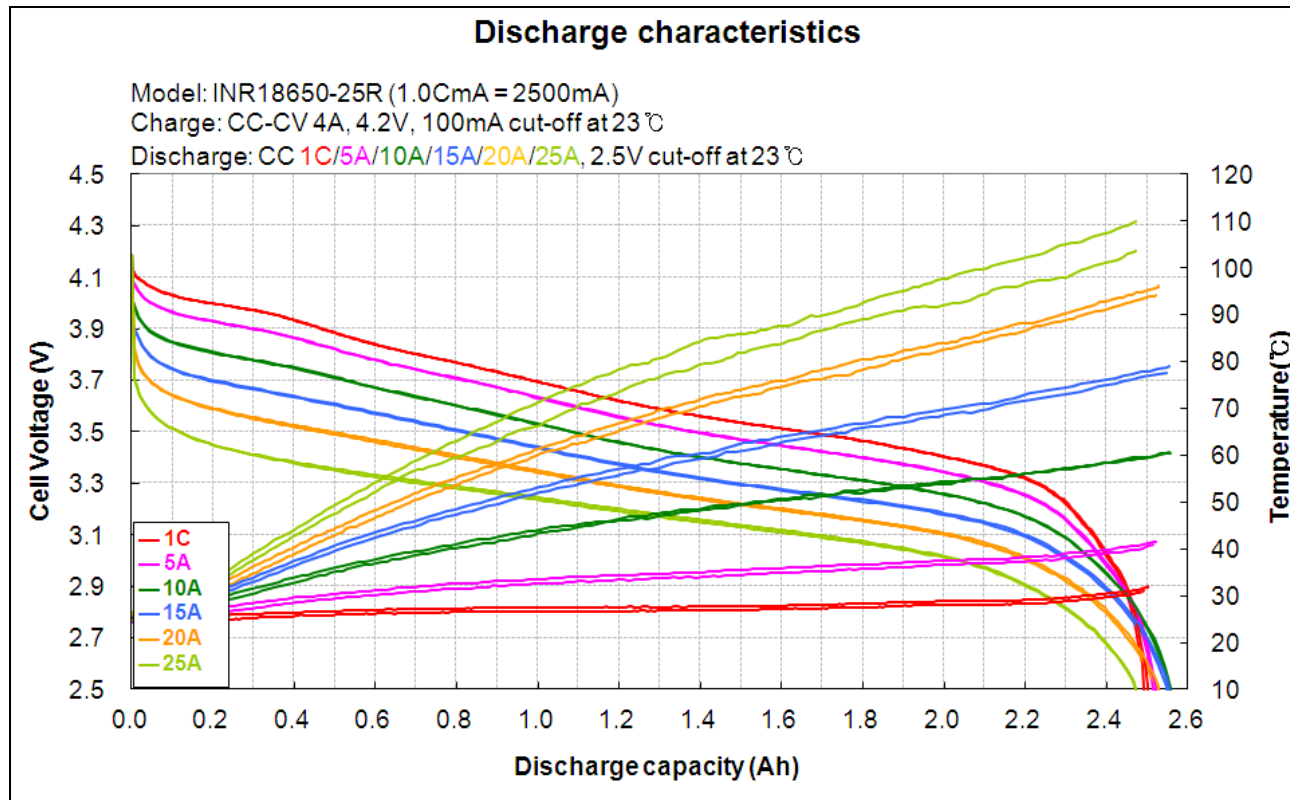


**DC-IR**

22.15 ± 2mΩ

# Capacity & Temperature vs. discharge capacity

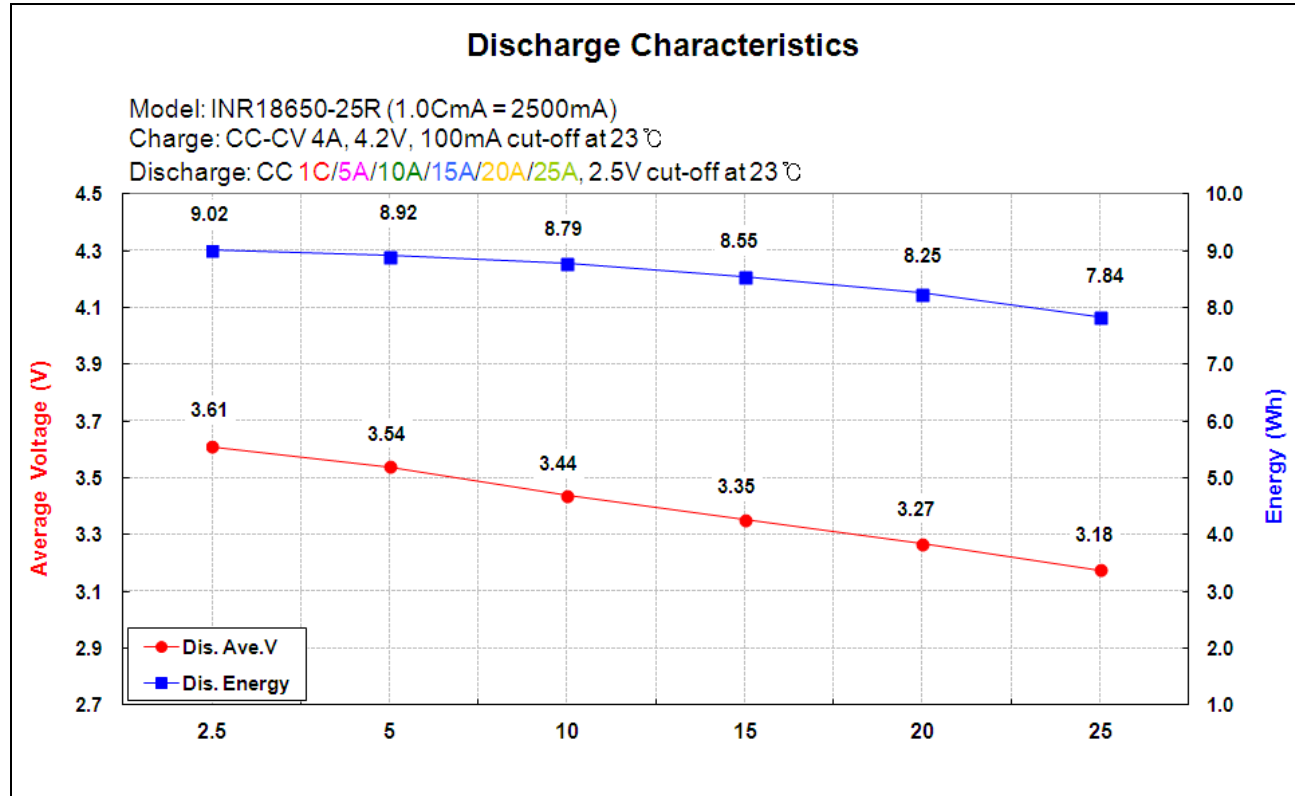
PROPRIETARY AND  
CONFIDENTIAL



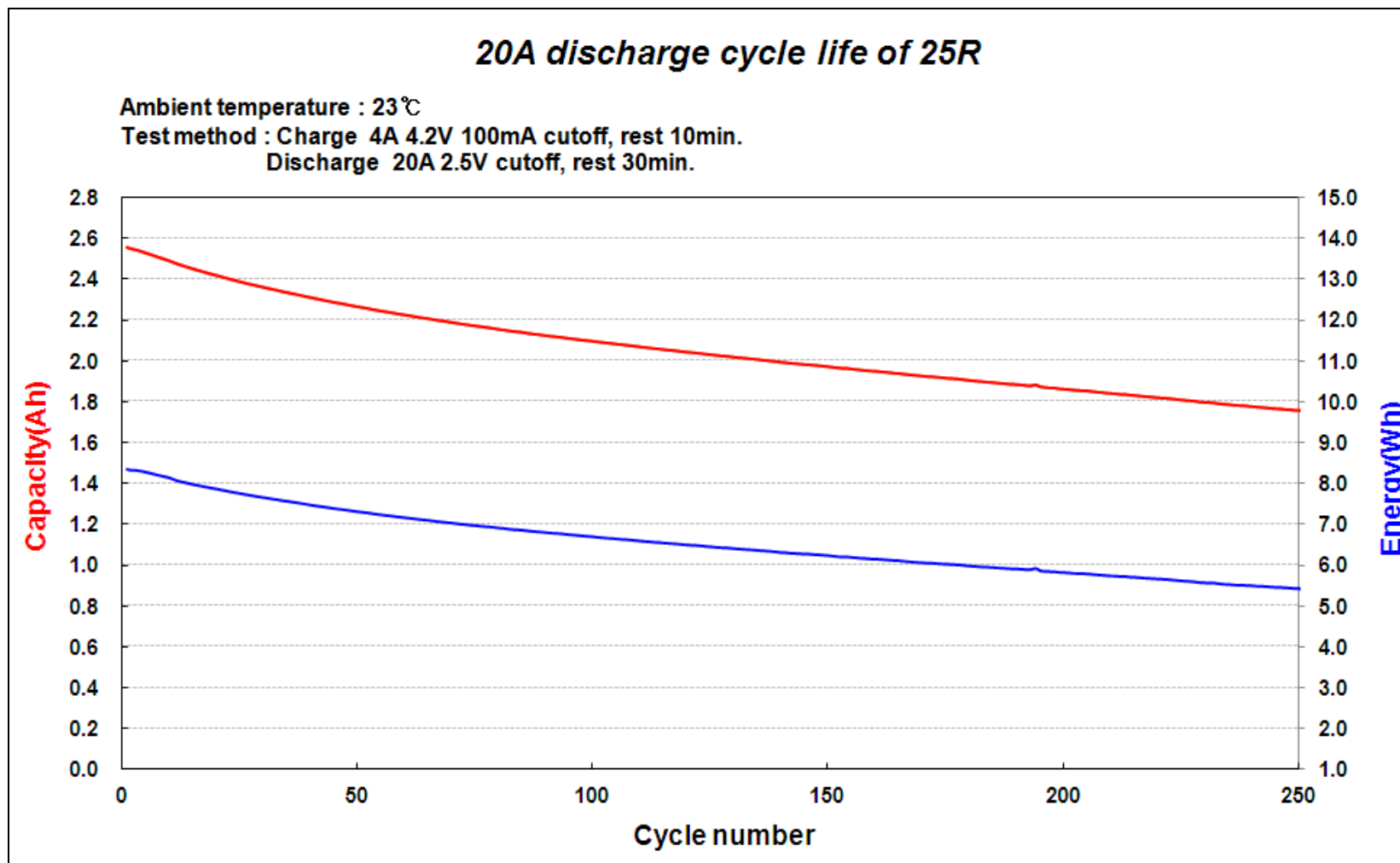
Discharge current						
	1C	5A	10A	15A	20A	25A
Capa.(Ah)	2.496	2.518	2.556	2.550	2.525	2.472
Temp.(°C)	31.6	41.2	60.6	78.4	95.2	106.8
Time(min.)	59.9	30.2	15.3	10.2	7.6	5.9

# Energy & Avg. voltage at different current

PROPRIETARY AND  
CONFIDENTIAL



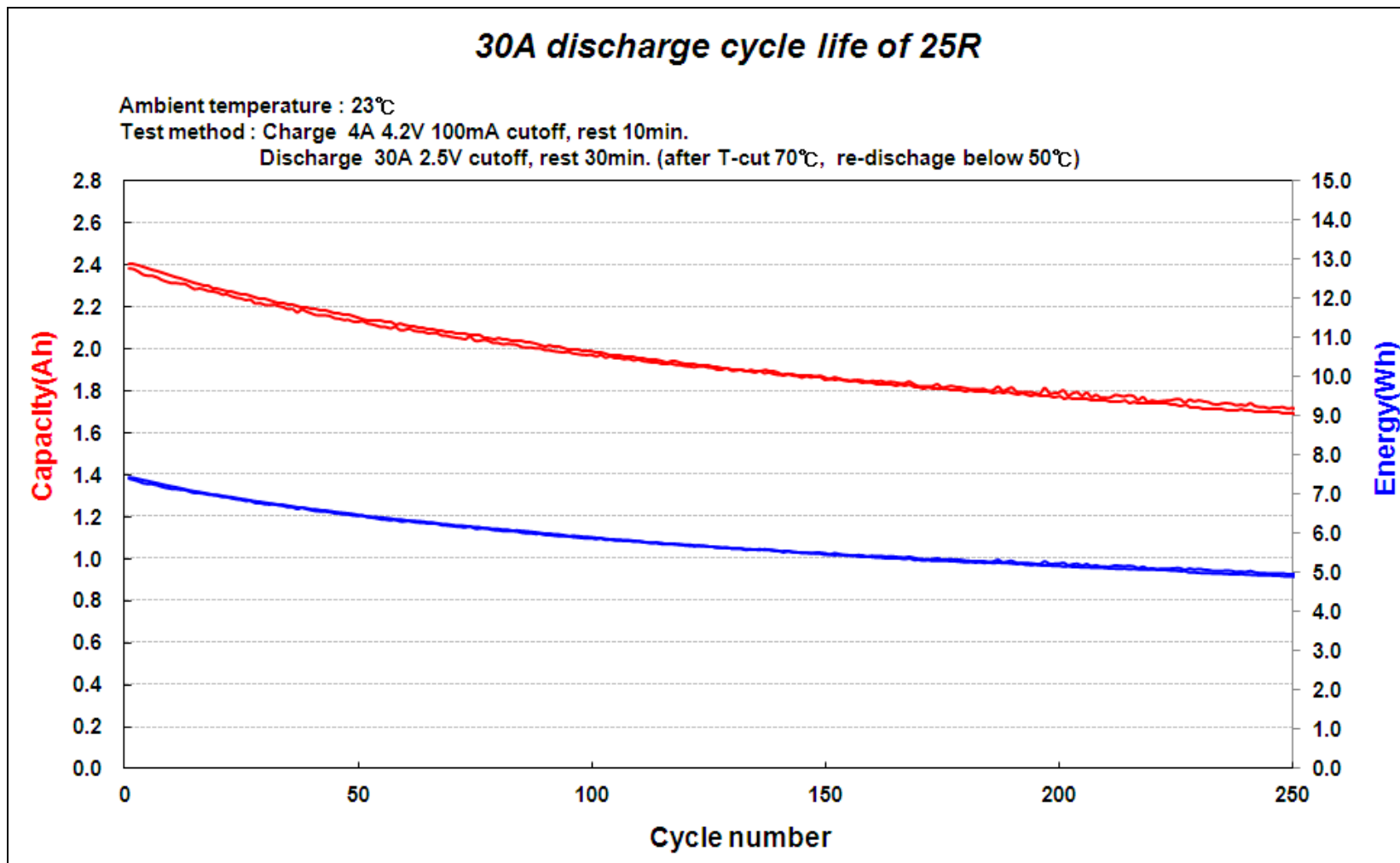
Discharge current						
	1C	5A	10A	15A	20A	25A
Energy(Wh)	9.02	8.95	8.79	8.55	8.25	7.84
Avg. voltage(V)	3.61	3.54	3.44	3.35	3.27	3.18

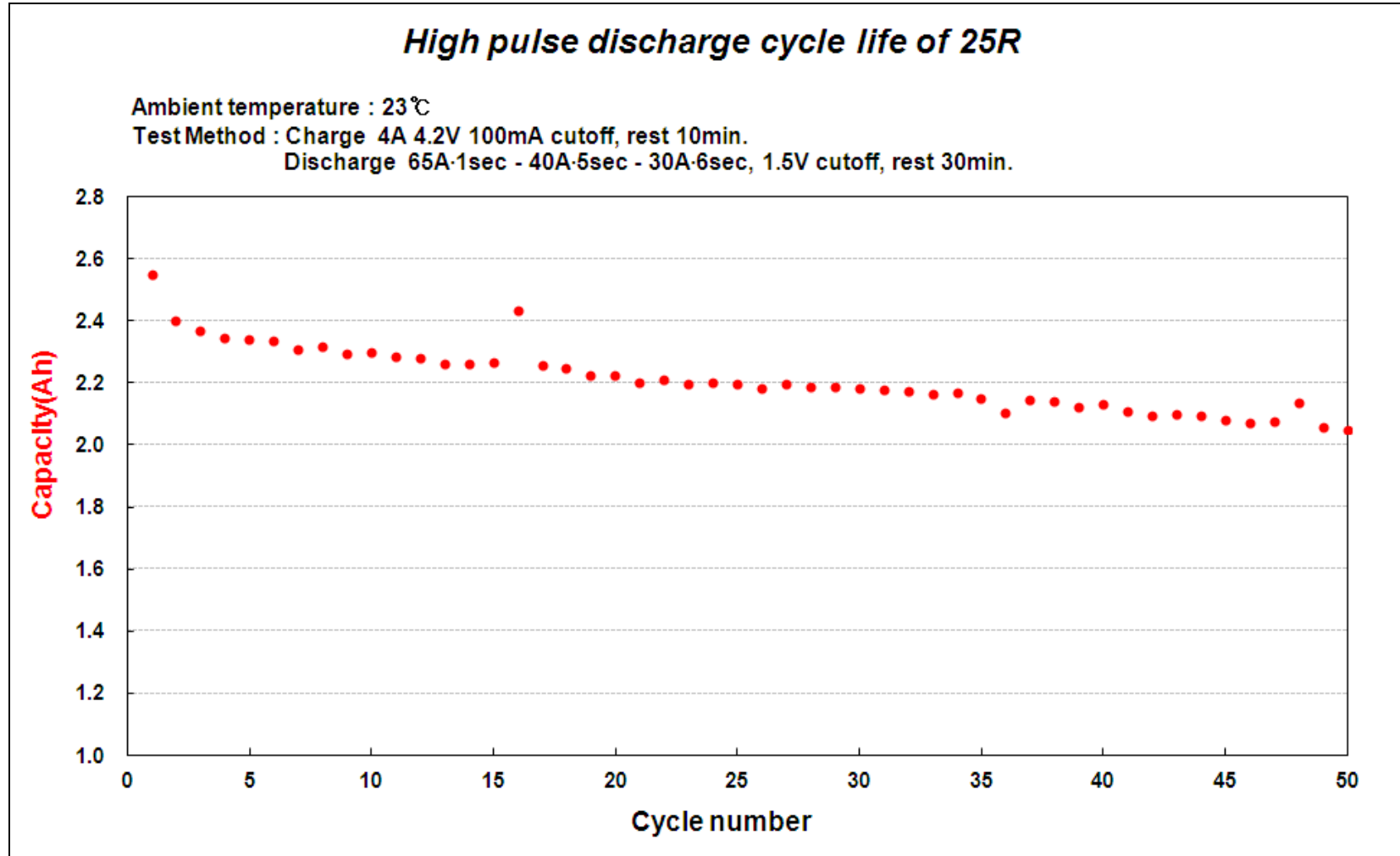




# Cycle life \_ 30A cycle(70°C T-cut)

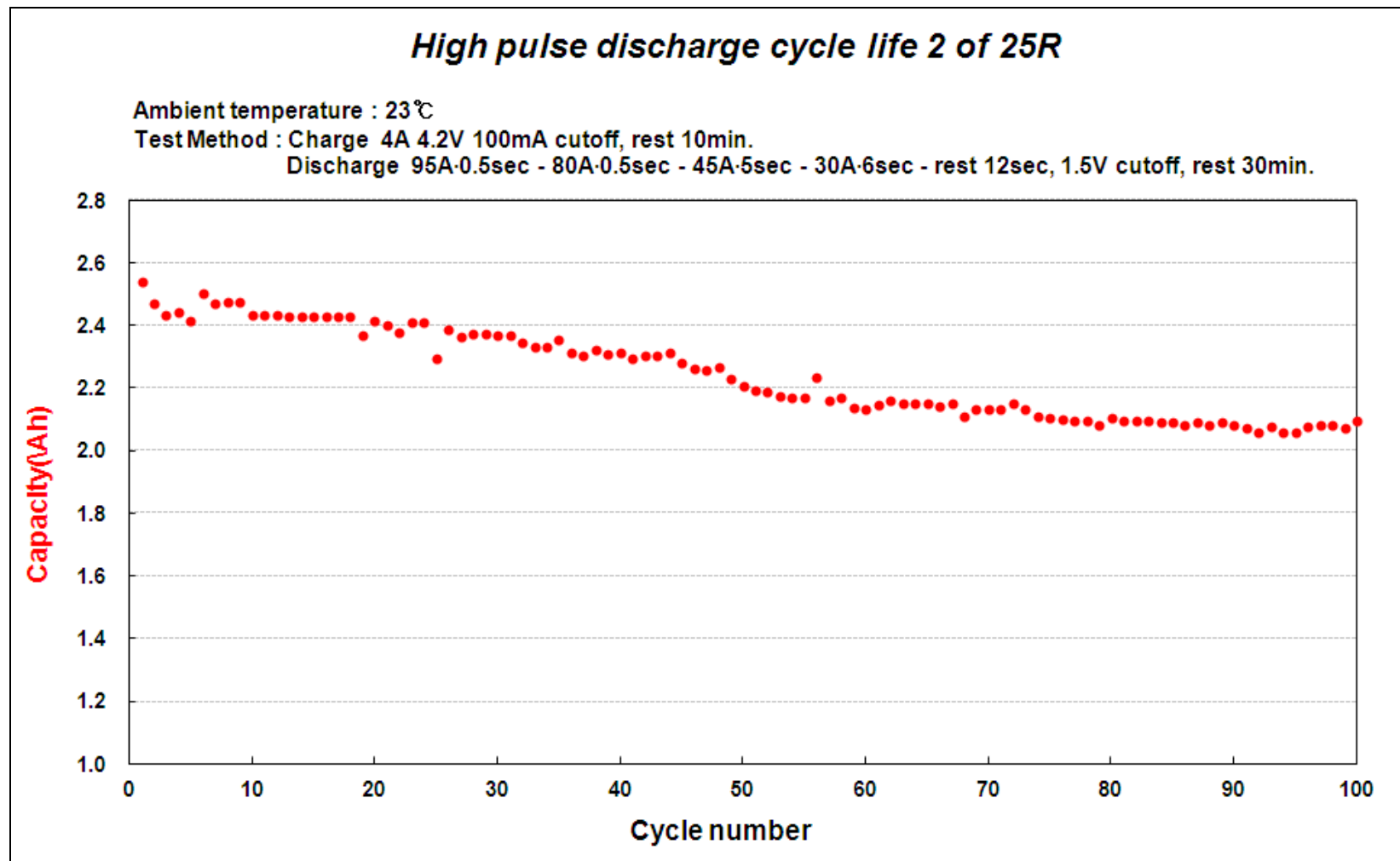
PROPRIETARY AND  
CONFIDENTIAL





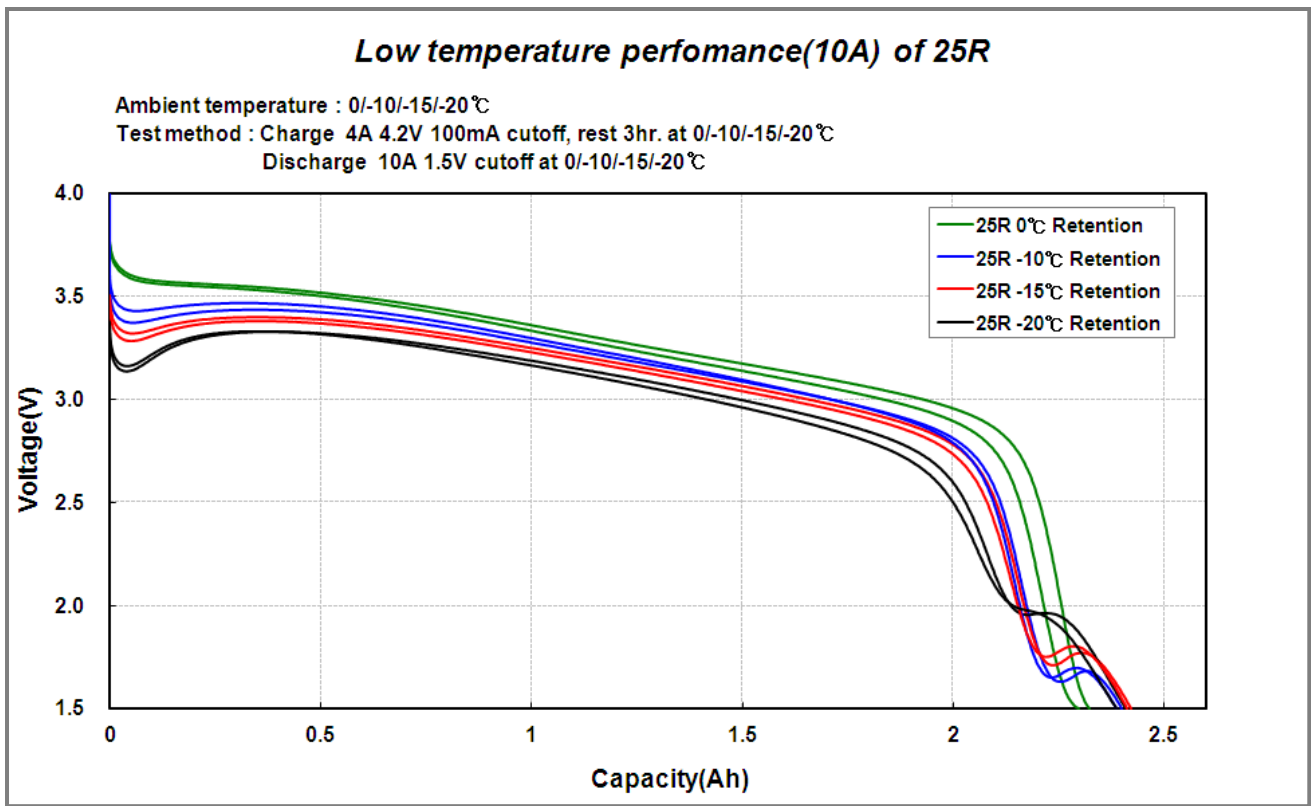
# High pulse cycle life 2

PROPRIETARY AND  
CONFIDENTIAL



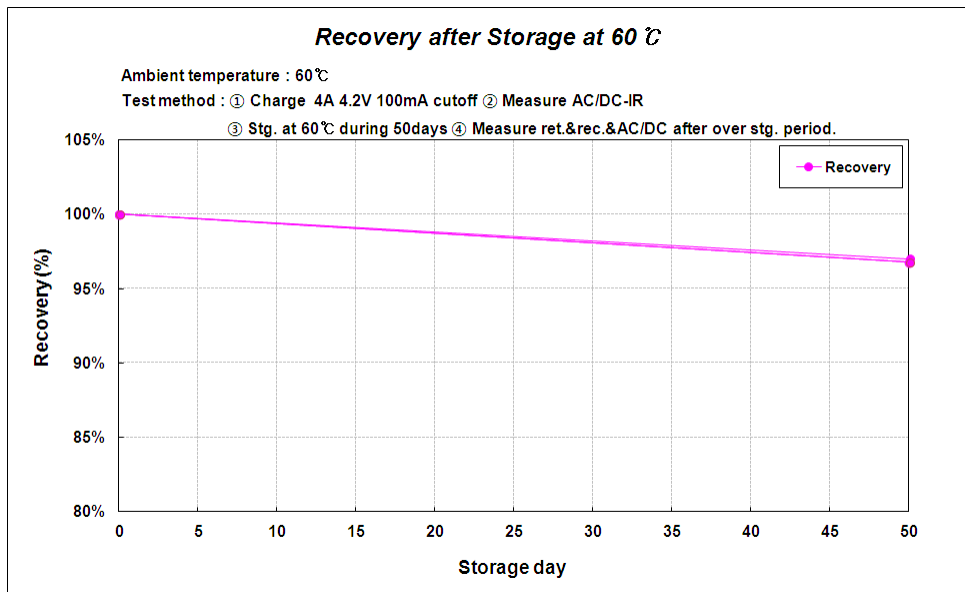
# Low temperature discharge (10A)

**PROPRIETARY AND CONFIDENTIAL**

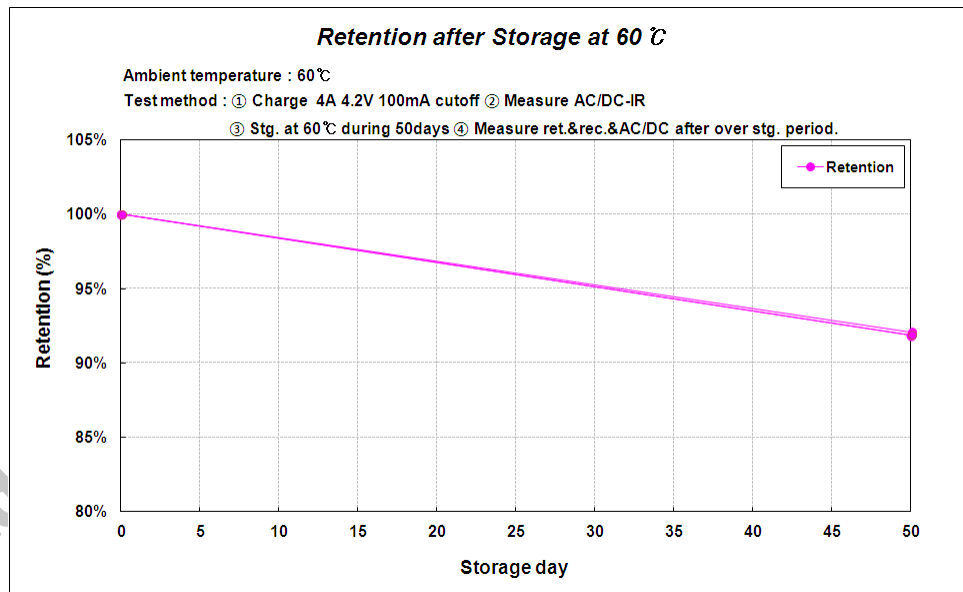


	0 °C		-10 °C		-15 °C		-20 °C	
	Capacity(Ah)	Capa.(%)	Capacity(Ah)	Capa.(%)	Capacity(Ah)	Capa.(%)	Capacity(Ah)	Capa.(%)
10A	2.323	92.9	2.398	95.9	2.413	96.5	2.407	96.3
	2.298	91.9	2.385	95.4	2.421	96.8	2.386	95.4
<b>Avg.</b>	<b>2.310</b>	<b>92.4</b>	<b>2.392</b>	<b>95.7</b>	<b>2.417</b>	<b>96.7</b>	<b>2.397</b>	<b>95.9</b>

## ■ Recovery



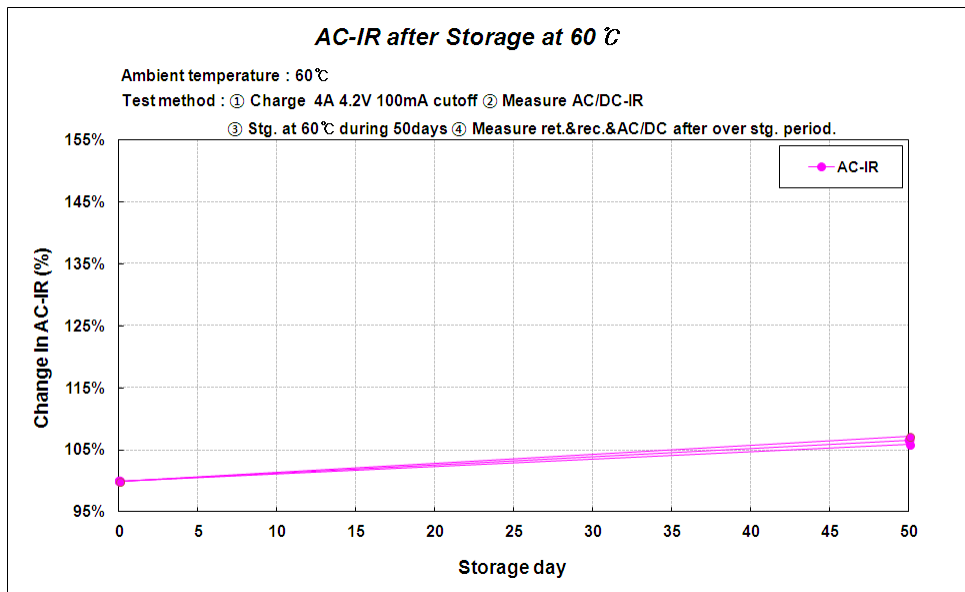
## ■ Retention



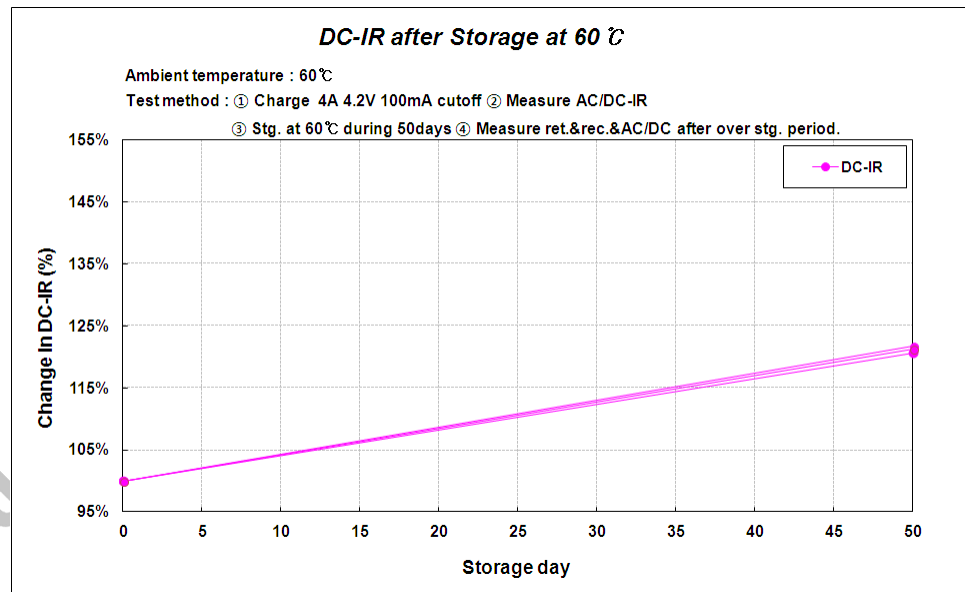
### Storage at 60°C

storage day	initial			after storage				Ratio(%)			
	ACIR	DCIR	Capacity	ACIR	DCIR	Retention	Recovery	ACIR	DCIR	Retention	Recovery
<b>50</b>	13.2	20.2	2597	15.3	29.3	2122	2393	115.8	145.2	81.7	92.1

## ■ AC-IR



## ■ DC-IR



### Storage at 60°C

storage day	initial			after storage				Ratio(%)			
	ACIR	DCIR	Capacity	ACIR	DCIR	Retention	Recovery	ACIR	DCIR	Retention	Recovery
<b>50</b>	13.2	20.2	2597	15.3	29.3	2122	2393	115.8	145.2	81.7	92.1

# Safety test

PROPRIETARY AND  
CONFIDENTIAL

Test item	Spec.	Results		OK/NG	Remark		
		Results	Max. temp.				
Electrical Abuse	Overcharge	20A 20V(UL)	L1	3L1	115.6	OK	
	Short circuit	10mΩ at 23°C	L1	3L1	55.0	OK	
Mechanical Abuse	Impact	UL	L1	5L0	22.6	OK	
	Crush	UL	L1	5L0	23.9	OK	
Thermal Abuse	Hot oven	140°C	L1	3L1	144.0	OK	

Level 0

•No change

Level 1

•Leak

Level 2

•Smoke, < 200°C

Level 3

•Smoke, > 200°C

Level 4

•Fire

Level 5

•Explosion