

Search2

Multi-function Motile Headlamp



165g + 96g = 261g



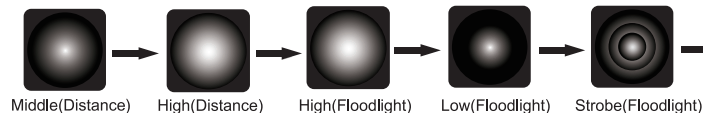
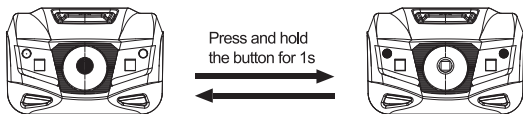
① Technical Parameters

Press and hold the button for 1s	Modes	Lumen	Burn time	Lighting distance	Power source	Weight
Distance light	Middle	75	⌚ 20	70m	4*AA	165g (without battery)
	High	230	⌚ 6	150m		
Flood light	High	68	⌚ 13	10m		
	Low	3	⌚ 200	3m		
	Strobe	--	--	--		
Red	High	--	⌚ 180	--		
	Strobe	--	--	--		
	SOS	--	--	--		

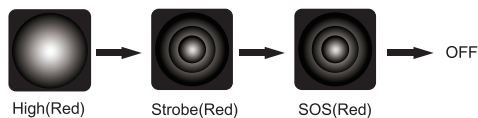
Pictures used on the package only for reference.
Parameters might be influenced by different environment

② Instructions for use

Tap the button to turn on the light



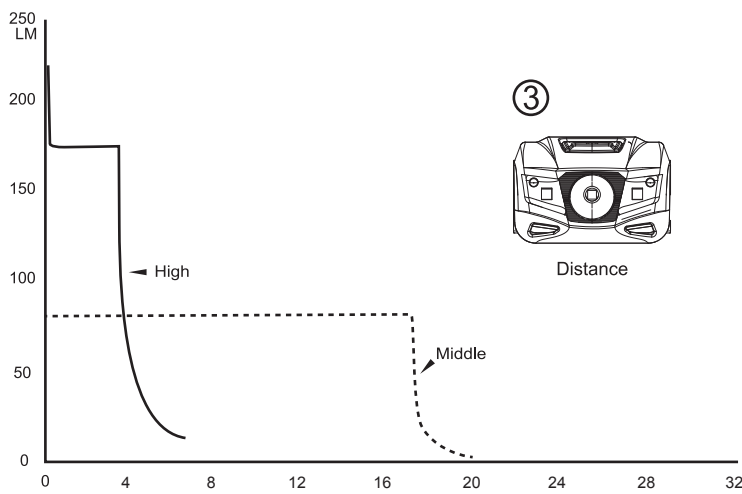
Press and hold the button for 1s



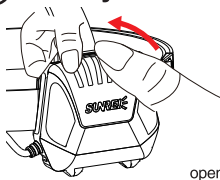
Constant lighting battery case



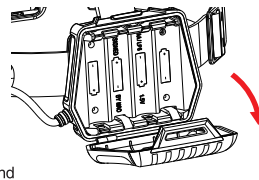
Red



④ Battery Installation



open the holder in the rear cover and put two AAA battery in the battery case



English

Product:

- ★ A multi-function motile headlamp with one ultra bright LED & two white LEDs & two red LEDs
- ★ A super-bright high power LED branded Cree provides focus lighting
- ★ Two side white LEDs provide floodlight
- ★ Two side red LEDs provide red constant, strobe, and SOS signals.
- ★ Three kinds of lighting brightness: high, medium and low brightness.

Instructions for use:

- ★ The mode change between the white LED and red LEDs please refer to Chart2
- ★ Do not use this product in the extremely cold or hot environments (below -30 °C or above 60 °C).
- ★ This product is ordinary waterproof IPX6. Do not use it under the water, or the circuit fault may be caused by water seepage.

Energy:

- ★ Use high-quality alkaline batteries or Ni-MH rechargeable batteries for products.
- ★ Do not use rechargeable lithium batteries, so as not to exceed the rated voltage.
- ★ Do not use batteries of different brands or mixed old and new batteries.
- ★ The battery life is affected by different brands, different ambient temperature and different lighting modes.
- ★ Please recycle used batteries reasonably.

Maintenance:

- ★ If the product is affected with damp, remove the battery and dry it.
 - ★ Do not make the lamp lenses rubbing with other hard objects as the worn lens will affect the light.
 - ★ If you are not using the lamp within a month, remove the battery to prevent battery depletion or battery fluid leakage.
- ### Troubleshooting:
- ★ If the battery is installed but the lamp does not work properly, please:
 - Press the switch button several times to try.
 - Check if the battery is correctly installed.
 - Check whether there is debris on the contacts, which lead to poor contact.
 - Check if there is water inside the lamp. After it is dried, try the button again.

Caution:

- ★ Before the lamp is used, be sure to read this manual carefully for proper use and maintenance.
- ★ Children under 12 years should use the product under the adult's supervision and guidance.
- ★ Always set aside a spare lamp and a few spare batteries.
- ★ Do not disassemble this product.
- ★ Do not attempt to modify the product.

Warranty:

- ★ The Company promises to each customer solemnly, for quality problems caused by the product design or manufacturing defect, you can contact your local dealer for warranty issues against the invoice and the proof of purchase within two years from the date when it is purchased, but the damage caused by improper use does not belong to this range.

中文

產品:

- ★ 擁有一顆高亮白光LED燈珠與兩顆白光LED加紅光LED的多功能運動頭燈
- 1顆超高亮美國科瑞大功率燈珠，提供聚光照明
- 2顆側邊白光燈珠，提供泛光照明
- 2顆側邊紅光燈珠，提供紅光照明與信號照明
- ★ 三檔照明亮度：高亮、中亮、低亮

使用說明:

- ★ 白光與紅光工作模式的切換請參考圖表2
- ★ 請勿將本品在零下30℃以下或零上60℃以上的極寒極熱環境下使用
- ★ 本品僅限普通防水IPX6，請勿潛水使用，否則將有可能因滲水而造成燈具的電路故障

能源:

- ★ 請使用優質鹼性電池或鎳氫充電電池為本品供電
- ★ 請勿使用充電電池，以免超出額定電壓
- ★ 請勿將不同品牌電池或新舊電池混合使用
- ★ 電池使用壽命受不同品牌、不同環境溫度以及不同照明模式影響
- ★ 請合理地回收廢舊電池

保養:

- ★ 產品受潮後，請將電池卸下並晾乾
- ★ 請勿將燈罩前鏡片與其它硬物摩擦，若鏡片磨損會影響透光
- ★ 若未來一個月內不使用頭燈，請將電池取出，以免電量耗損或電池漏液

常見故障:

- ★ 如果安裝電池後燈具無法正常工作，請：
 - 多試幾次開關按鈕
 - 檢查電池極性安裝是否正確
 - 檢查觸片是否有雜物而導致接觸不良
 - 檢查燈具是否有進水現象，可晾乾後再試

敬告:

- ★ 在開燈使用前，請務必認真閱讀本說明書，以便正確地使用與保養
- ★ 12歲以下孩童請在成人監管與指導下使用本品
- ★ 永遠預留一個備用燈具以及幾組備用電池
- ★ 請勿自行拆卸本品
- ★ 請勿自行改裝本品

質保:

- ★ 本公司向每位顧客鄭重承諾，因產品設計或製造存在缺陷而造成的質量問題，可在購買之日起兩年內憑發票和購買憑證與當地經銷商聯絡保修事宜，但因使用不當造成的損壞不屬於此範圍



Интернет-магазин светодиодных фонарей

www.sunreegear.com