

G1

User Manual V1.0

⚠ WARNINGS

- Please read user manual carefully before using the light.
- Product will generate heat while working, please be cautious with that to avoid any possible harm.
- Please don't shine on eyes directly to avoid harm to eyes.
- Please keep the light away from children.
- Please use WUBEN or WUBEN recommended batteries.
- Please don't disassemble the product or it will not be covered by WUBEN warranty policy.
- Please don't throw the product into fire.
- This is not a diving product, please don't use it underwater for a long time.

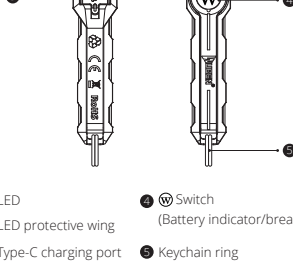



Please 4 times quick click on  switch to unlock the light first after receiving it.

Product Operation



1.About Product

G1 is a tiny and portable keychain light. With built-in Type-C charging design and powered by a 120 mAh Li-ion battery, it emits 40 lumens max output. You will be greatly aware of the battery status with its battery indicator, and will find the keychain light easily with its breathing light. G1 will be your good choice of emergent light source.




- ① LED
- ② LED protective wing
- ③ Type-C charging port
- ④  Switch (Battery indicator/breathing light)
- ⑤ Keychain ring




2.Operation

- ① **ON/OFF:** single click on  switch to turn on/off the light. The light has mode memory function.
- ② **Output Selections:** When the light is on, long press  switch to cycle through Low-High-Low. It will lockout the brightness once releasing the switch at any modes.

3.Breathing Light

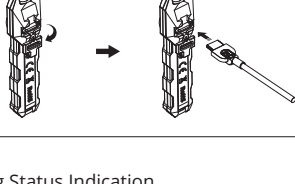
When the light is off, triple click on  switch to turn on/off the blue breathing light.

4.Lockout/Unlock

When the light is off, 4 times click on  switch, the main light will blink 3 times to indicate the lockout of the light. Any operation on the switch will lead to flashing 3 times of the  switch indicator, unless another 4 times click on  switch, which will activate Low mode, to indicate unlocking of the light.

5.Charging

When the light is off, open the rubber cover, connect the light to any 5V/1A charging device with Type-C charging cable to charge it. It takes about 2.5 hours to be fully charged, please remove the charging cable in time after charging finished.










6.Charging Status Indication

Charging	Red light constant on
Charging finished	Blue light constant on

7.Battery Capacity (C) Status Indication

C ≥ 90%	Blue light constant on (off after 5 seconds)
90% > C ≥ 40%	Blue light flashes (off after 5 seconds)
40% > C ≥ 15%	Red light constant on (off after 5 seconds)
15% > C > 0	Red light flashes

Parameters

FL1 Standard	High	Low
	40 Lumens	1 Lumen
	90 Minutes	11 Hours
	15 Meters	
	55 Candela	
	1 Meter	
	8g/0.28oz	
 (L × W × H)	68mm × 15mm × 12mm / 2.68in × 0.59in × 0.47in	

⚠ All data from experiments of WUBEN lab according to ANSI/NEMA FL1 standard may vary because of different experiment equipment, experiment environment, or other factors. Experiments are based on an original built-in 120mAh Li-ion battery.

Maintenance

- When it shows low power, please recharge it in time in order not to affect the use of the product.
- When not in use for a long time, please recharge it every 3 months to ensure the durability of the battery.
- Please cover the rubber piece of the USB ports well after recharging or discharging to avoid foreign matter.
- Please store the product in a dry and ventilated place.

FAQs

Problems	Causes	Solutions
Abnormal flash or failure to turn on	Check if the switch is lockout	Unlock the switch
	Check if the switch is turned on correctly	Turn on the switch
Abnormal noise	Check if foreign matter falls in the tube	Pour out possible foreign matter
	Part damage	Contact your seller

If your problems still not solved yet, please contact WUBEN Headquarters for after-sales service.

Warranty policy

1. Warranty coverage

- **15 days replacement:** Within 15 days from the date of purchase, if the product has quality problems, customers can request free replacement.
- **1 year warranty:** Within 1 year from the date of purchase, if the product has quality problems, WUBEN will offer free repair.
- **Battery warranty:** WUBEN offers a 1-year warranty for the rechargeable batteries but other included accessories are not covered by the warranty.
- **Lifetime maintenance:** From the date of purchase, if the product has problem after 1 years, WUBEN will offer paid repair for WUBEN registered customers.
- If proof of purchase cannot be provided, it will be counted on the date of manufacture.
- If there is any dispute, the two parties will coordinate to solve.

2. Beyond warranty

- Man-made damage.
- Damage caused by not following the instructions.
- Damage caused by improper use of the battery.
- Abnormal wear and tear.
- Damage caused by irresistible factors.
- Gifts.

The final interpretation right is reserved by WUBEN.

SHENZHEN SHENGQI LIGHTING TECHNOLOGY CO., LTD.

E-mail: support@wubenlight.com

Web: www.wubenlight.com

Add: 202#, Building A, Jihe E-Business Park,

No. 33 Yangmei Road, Bantian Street,

Longgang District, Shenzhen, China



WUBEN website



Facebook