

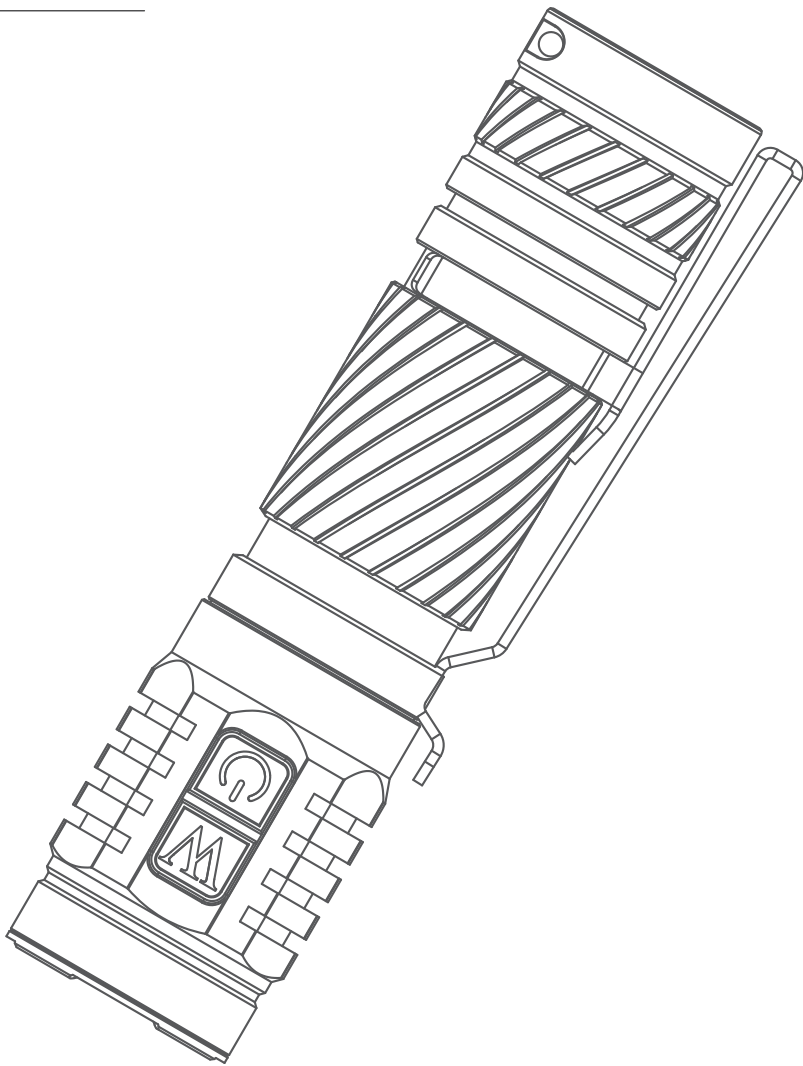
# T050R

## User Manual

---

V 1.0

---



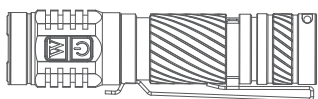
**WUBEN**<sup>®</sup>  
SINCE 1981

# WARNINGS

- Please read user manual carefully before using the light.
- Product will generate heat while working, please be cautious with that to avoid any possible harm.
- Please don't shine into eyes directly to avoid harm to eyes.
- Please keep the light away from children.
- Please use WUBEN or WUBEN recommended batteries.
- Please don't disassemble the light or it will not be covered by WUBEN warranty policy.
- Please don't throw the product into fire.
- This is not a diving product, please don't use it underwater for a long time.

## Package List

Before using this product, please check whether the contents of the package are complete.



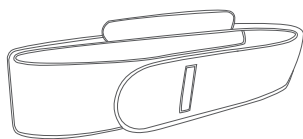
① TO50R x 1



② 21700 rechargeable Li-ion battery x 1



③ Lanyard x 1



④ Holster x 1



⑤ Spare O-ring x 2



⑥ 18650 battery tube x 1



⑦ Custom USB cable x 1



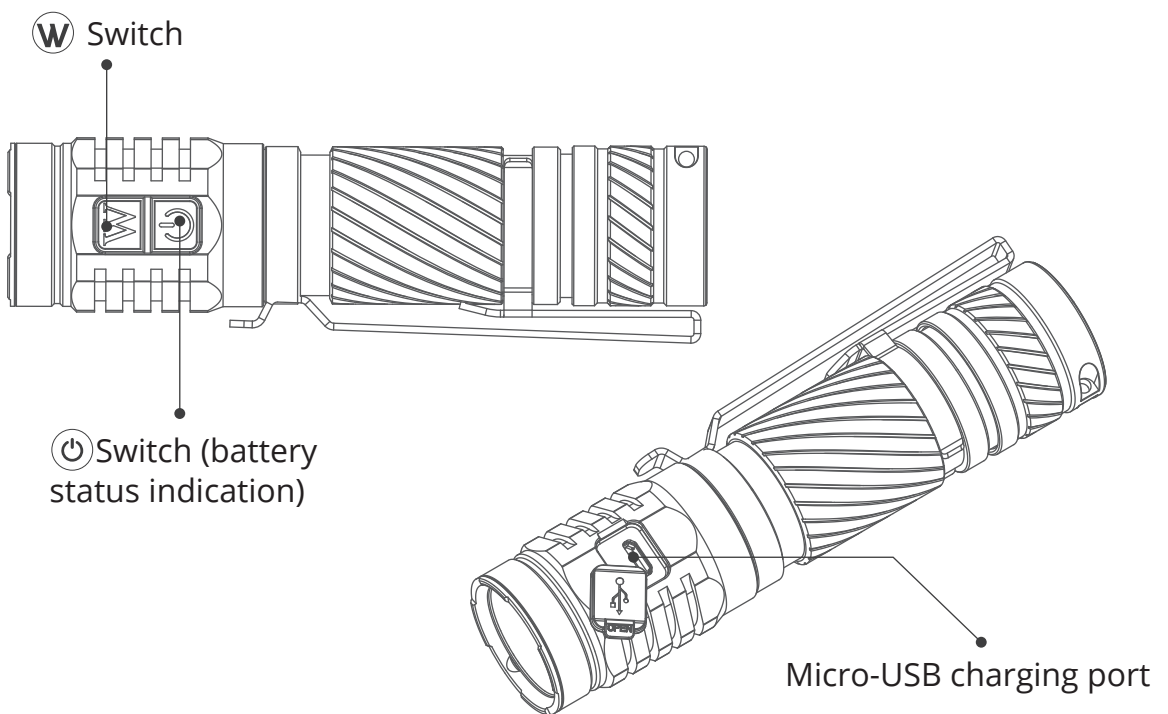
⑧ User manual/Quality certificate x 1

# Product Features

TO50R is a flashlight for outdoor purpose. Utilized 4\* SAMSUNG LH351D LED, powered by 1\* 21700 rechargeable Li-ion battery, it emits 2800 lumens max output. Dual side switches design and the included custom USB cable make it a flashlight with better user experience.

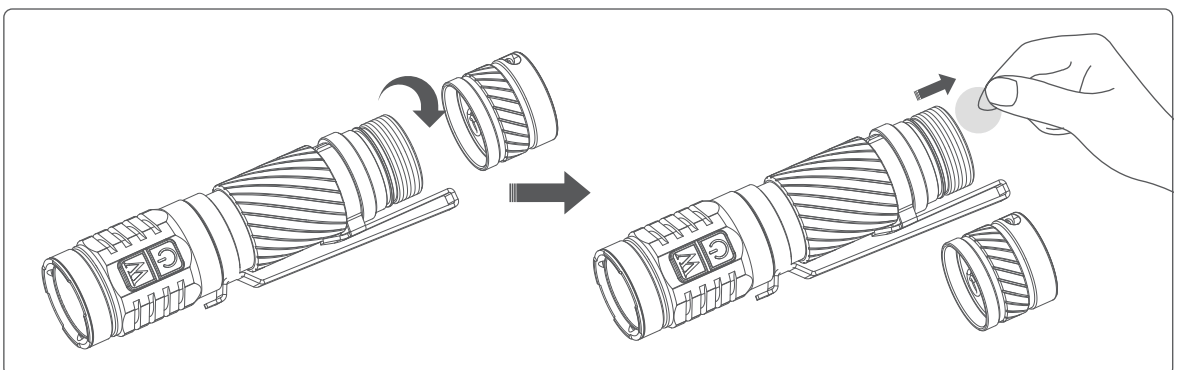
## Product Operation

### 1. Product Structure










### 2. Installation



Please remove the insulation plate before using.




### 3. Constant on mode

- ① **ON:** Single click on the Power switch  to turn on the flashlight.
- ② **Instant Moonlight mode:** When the light is off, press and hold the light for 1s to activate Moonlight mode.
- ③ **Output selections:** Single click on  switch to cycle through Micro- Low- Med- High- Turbo.
- ④ **Instant Turbo:**
  - Press and hold Power switch  to activate Turbo, press and hold the Power switch  again to return to the previous status. Single click on  switch to return to Low output level.
  - Press and hold  switch to activate Turbo, release to return to the previous status.
- ⑤ **OFF:** Single click on the Power switch  to turn off the flashlight.



### 4. Flash Mode

- ① **ON:** Press and hold the Power switch  for 2s to activate Strobe.
- ② **Flash mode selections:** Single click on W switch to cycle through 4 flash modes(Strobe - Beacon 1s - Beacon 10s - SOS).
- ③ **OFF:** Single click on the Power switch  to turn off the flashlight.

### 5. Instant Turbo

When the light is off, press and hold  switch to activate Turbo, release to return to the previous status.


## 6. Lockout and unlock

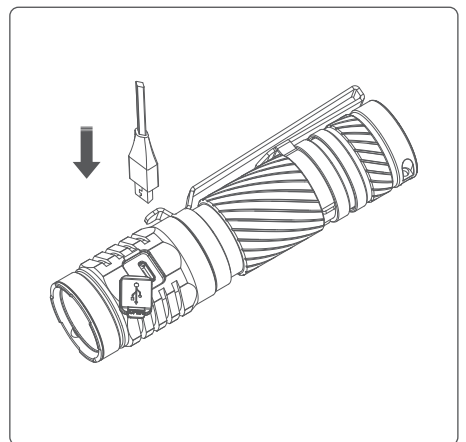
- ① **Lockout:** When the light is off, press and hold the Power switch  8s to lockout the flashlight ( it will be turned off after a blink).
- ② **Unlock:** When the light is off, press and hold the Power switch  5s to unlock the flashlight ( it will be turned on Low output level).

## 7. Discharging

- ① 5V/2A charging.
- ② 5V/2A max discharging voltage and current, compatible with less than 2A discharging.
- ③ Micro-USB charging port.

## 8. Charging








As shown in the illustration, plug the USB cable in the USB port of the flashlight to charge the flashlight. Red light constant on indicates charging, blue light constant on indicates charging finished. (Indicator beneath the Power switch  ).




## 9. Low power indication

Power 100%~91%	Blue light constant on (Turned off after 5s)
Power 90%~41%	Blue light flashes (Turned off after 5s)
Power 40%~16%	Red light constant on (Turned off after 5s)
Power less than 15%	Red light flashes

# Parameters

Constant on mode						
FL1 Standard	Turbo	High	Med	Low	Micro	Moon
	2800~1000 LM	1250LM	250LM	50LM	10LM	1LM
	1+107min	3h	8h	27h	91h	191h
Flash mode						
FL1 Standard	SOS	Beacon 10s	Beacon 1s	Strobe		
	2800~20LM	2800LM	2800LM	2800LM		
	146m		1.5m			
	5329cd		IP68(2m underwater for 1h)			
Weight	130g/4.59oz (without battery)   202g/7.13oz (with battery)					
Dimension	124.5mm x 31mm   4.90in x 1.22in (L x D)					

 All data from experiments of WUBEN lab, may vary because of different experiment equipments, experiment environment or other factors.

## Maintenance

- The O-ring may be damaged for a long time use, please replace the O-ring in time to ensure the waterproofness of the product.
- Please use WUBEN battery or WUBEN recommended batteries.
- When the flashlight indicates low power, please charge or replace the battery in time to avoid affecting the durability of the battery.
- Please use alcohol and rag to clean the conductive parts of the flashlight in time.
- When not in use for a long time, please remove the battery to prevent the battery from leaking or exploding, and store the flashlight in a dry and ventilated place.

# FAQs

Problems	Causes	Solutions
Abnormal flash or failure to turn on	Check if the flashlight is lockout	Unlock
	Check if the switch is turned on correctly	Turn on the switch
	Check if it is assembled in place	Tighten the assembly parts
	Check if the battery is no power	Use the charger to check the battery
	Check if the battery is reversed	Remove the battery and reassemble it correctly
	Check if the conductive position is dirty	Clean the surface with alcohol
Abnormal noise	Check if foreign matter falls in the tube	Pour out possible foreign matter
	Part damage	Return the light to local distributor

If your problems still not solved yet, please contact seller for after-sales service.

## Warranty policy

### 1. Warranty coverage

- **15 days replacement:** Within 15 days from the date of purchase, if the product has quality problems, customers can request free replacement.
- **1 year warranty:** Within 1 year from the date of purchase, if the product has quality problems, WUBEN will offer free repair.
- **5 years warranty:** Within 5 years from the date of purchase, if the product (accessories excluded) has quality problems, WUBEN will offer free repair for WUBEN registered customers.

- **Lifetime maintenance:** From the date of purchase, if the product has problem after 5 years, WUBEN will offer paid repair for WUBEN registered customers .
- If proof of purchase cannot be provided, it will be counted on the date of manufacture.
- If there is any dispute, the two parties will coordinate to solve.

## 2. Beyond warranty

- Man-made damage.
- Damage caused by not following the instructions.
- Damage caused by improper use of the battery.
- Abnormal wear and tear.
- Damage caused by irresistible factors.
- Gifts.

The final interpretation right is reserved by WUBEN.

## SHENZHEN SHENGQI LIGHTING TECHNOLOGY CO., LTD.

E-mail: [info@wubenlight.com](mailto:info@wubenlight.com)

Web: [www.wubenlight.com](http://www.wubenlight.com)

Add: 202#, Building A, Jihe E-Business Park,  
No. 33 Yangmei Road, Bantian Street,  
Longgang District, Shenzhen, China



WUBEN website



facebook