

Shenzhen XTAR Electronics Co., Ltd  
Address: 5th Floor, No.77 Xinhe Rd,  
Shangmugui, Pinghu Area, Longgang  
District, Shenzhen, Guangdong, China  
Zip Code: 518111

## ABOUT XTAR

The name XTAR, derived from X-STAR, representing the innumerable unknown stars, brings us an infinite imagination and expectation. XTAR logo consists of spherical figure and characters, implying the modest spirit of our company, XTAR being tolerant to diversity and our aspirations towards continuing development and innovation.

In 2006, XTAR logo came into conception. In 2007, Shenzhen Winners Brother Import & Export Co., Ltd was established in Shenzhen, China. Later in 2009, in order that XTAR brand better marches on the international markets, Hong Kong XTAR Co., Ltd was established in Hong Kong.

By adhering to the philosophy of the quality of China and the unswerving pursuit of brand construction and product quality, we've already sold XTAR products to over 120 countries and regions like USA, Germany, Australia, Japan, North Korea, Russia

| 01

etc with distributors all over the world. Meanwhile, XTAR brand has successfully registered in many countries and obtained over 30 patents. XTAR products mainly have passed CE, ROHS certifications; the adaptors assorted have also gained many international authentication certifications, such as CE, UL, PSE, SAA, MEPS, C-Tick etc.

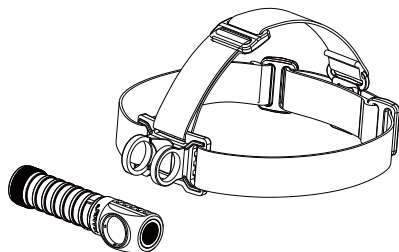
With prudent and innovative personalities and courage to face challenges, XTAR staffs dedicate themselves to creative design, high quality and impeccable after-sale service, which benefit every customer. Because of your supports and trust, XTAR becomes steady and extraordinary and will be better.

We always believe China's Got Quality.

| 02



Shenzhen XTAR Electronics Co., Ltd



**H3W WARBOY-W**

XTAR FLASHLIGHT MANUAL

## INTRODUCTION

XTAR H3W WARBOY-W Headlamp utilizes the latest premium CREE XM-L2 U2 LED with max 950 Lumens. The weight is only 50g but once it goes with a 3100mAh battery, you can have it last for 4.5 hours with 400Lm mode and last for whole night with 200Lm mode and even whole days with 70Lm mode. With one click on/off button, you can easily choose 950 Lm/400 Lm /200 Lm/70 Lm/1 Lm modes for different purposes. Let the best headlamp to help you to less your burden and fight for your own rules!



| 03

## FEATURES

- Use High Efficacy CREE XM-L2 U2 LED
- Maximum output of 950 lumens
- Long beam distance of 145 meters
- Nice beam shape in between
- Multiple brightness levels
- Memory Function
- Easy one click button operation
- Comfortable head strap
- Waterproof with IPX-8
- Excellent heat dissipation design
- Reverse polarity protection
- Well built with Aircraft-grade 6N01 Aluminum Alloy
- Purpose designed for Camping, Fishing, Hiking, Hunting, Walking the dog, Running, Caving, Working on cars, etc.

| 04

## TECHNICAL PARAMETER

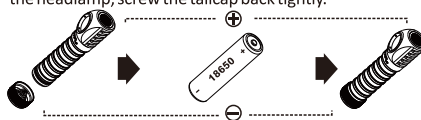
ANSI	Gear				
Luminance	Turbo	High	Mid	Low	Moonlight
Run Time (XTAR 18650 3100mAh Battery)	950 Lm 2.9 H	400 Lm 4.5 H	200 Lm 10 H	70 Lm 28 H	1 Lm 30 D
Beam Throw Distance	145 Meters				
Max Intensity	5000 cd				
Impact Resistance	1.5 Meters				
Water Resistance	IPX8				
LED	CREE XM-L2 U2				
Battery	1*18650 Lithium ion Battery				
Net Weight	50g (Battery and Head Strap Excluded )				
Package contents	●Headlamp ●Head Strap ●Clip ●Spare O-ring ● Manual ●Warranty Card				
Optional Accessories	□Charger □ Battery				

| 05

## USAGE

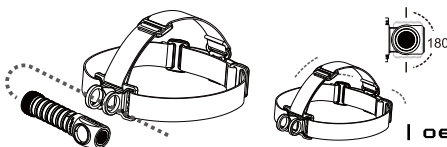
### ■ Battery Installation

- Unscrew the tailcap, insert one piece of 18650 battery with the positive contact (+) direction facing the head of the headlamp, screw the tailcap back tightly.



### ■ Fix with the head strap

- Fix the headlamp in the head strap's silicone holder, and adjust the elastic bands to the size of your head.



## OPERATION

The H3W headlamp has 4 main brightness levels ( Turbo, High, dium and Low ) and a hidden moonlight mode.

### ■ When the lamp is Off:

- One short-click turns on the light to the last memorized mode (except for the Moonlight).
- Two short-clicks turn on the light to Moonlight.
- Press and hold the button(for 1.2 seconds) - the headlamp turns on in a cycle through Low-Medium-High-Turbo. Please note that the lamp always cycle from the level you are currently in. And release at the desired level. It is memorized after switching off so next time you can access it in only 1 click.

- When the lamp is On, a short-click turns off the lamp.

| 07

## WARNING

- Use only recommended battery, the rechargeable protected 18650 li-ion battery. Do not use 2xCR123A batteries or 2xRCR123A/16340 batteries.
- Ensure the beam is directed away from the eyes of people or animals when turn on the headlamp. It can cause temporary blindness.
- Do not reverse battery polarity.
- Do not expose battery or internal headlamp components to water or any other liquid.
- Do not permit children to use headlamp without your assistance.
- Do not modify the headlamp and its components.

| 08

## WEBSITE & ANTI-FAKE INQUIRY

- Welcome to visit our company website to get more information.

- <http://www.xtar.cc>

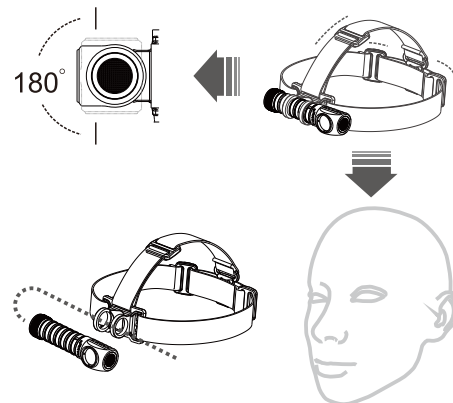
Follow us on Facebook:

[www.facebook.com/ShenzhenXTAR](http://www.facebook.com/ShenzhenXTAR)

- Anti-fake inquiry: A group of eighteen-digit number could be gained by scraping the anti-counterfeiting label on our warranty card. Then, input it to the corresponding query window in our service column of our official website to distinguish the product's authenticity. The serial number does the same work.

- Thank you for choosing our excellent products, your satisfaction and feedbacks are essential to our progress.

CE RoHS



| 09